

Aggregate Optimization Chart

PLANT #: P-02

Contractor: _____

Sample Date: 5/23/26 (Holiday Weekend no production) Concrete Grade: **DM, 4500HP**

Dates Test Represents: 5/24/2026 through 6/2/2026 **1" SLUMP**

MDOT No.: _____

Agg. Class	Pit #	Source	Weight (SSD)	ft ³	Specific Gravity	% Contribution
6AA	71-47	Presque Isle	1550	9.67	2.57	52.9
26A	71-47	Presque Isle	300	1.87	2.57	10.2
2NS	63-115	Ray Rd	1080	6.48	2.67	36.9
Total Wt			2930	18.02		100.0

<----- Verify this number is 100%



Superior Materials, LLC

30701 W. 10 Mile Rd.
Suite 500
Farmington Hills, MI 48336

Sieve	6AA	26A	2NS	Cumulative % Passing	% Retained	Cumulative % Retained
2"	100.0	100.0	100.0	100.0	0.0	0.0
1.5"	100.0	100.0	100.0	100.0	0.0	0.0
1"	98.7	100.0	100.0	99.3	0.7	0.7
3/4"	87.7	100.0	100.0	93.5	5.8	6.5
1/2"	46.8	97.8	100.0	71.6	21.9	28.4
3/8"	24.2	85.6	100.0	58.4	13.2	41.6
#4	3.7	18.0	98.1	40.0	18.5	60.0
#8	2.3	4.9	84.4	32.8	7.1	67.2
#16	2.0	2.8	67.2	26.1	6.7	73.9
#30	1.9	2.3	48.2	19.0	7.1	81.0
#50	1.8	2.1	23.5	9.8	9.2	90.2
#100	1.7	2.0	4.8	2.9	7.0	97.1
LBW	1.5	1.8	0.4	1.1	1.7	98.9

*Maximum % Retained must be above the 3/8" sieve.

*Any two adjacent sieves must equal 10% except max.,

nom. max., #100 and #200 sieves.

*% Retained must be at least 4% for each sieve except max.,

nom. max., #100 and #200 sieves.

*% Retained must be at least 4% for the 3/4" sieve when

a 1.5" max. size (nom. Max. 1.0") aggregate is used.

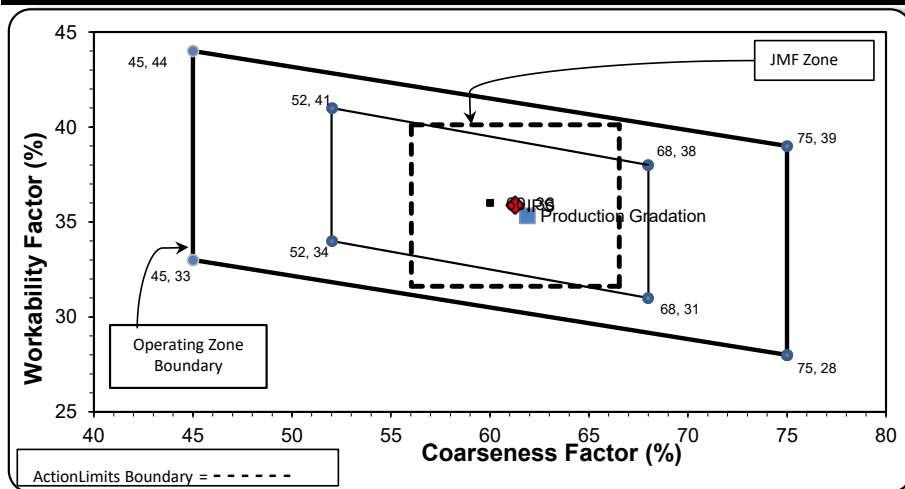
Production Gradation Batch Plant Gradations Aggregate Supplier Gradations

Adjusted WF Initial Production Sample (IPS)

Coarseness Factor:	62	Workability Factor:	33	35.3
---------------------------	-----------	----------------------------	-----------	-------------

Coarseness Factor:	61
---------------------------	-----------

Workability Factor:	36
----------------------------	-----------



Sieve	Cumulative % Passing	% Retained	Cumulative % Retained
2"	100.0	0.0	0.0
1.5"	100.0	0.0	0.0
1"	99.3	0.7	0.7
3/4"	89.2	10.1	10.8
1/2"	70.7	18.5	29.3
3/8"	60.7	10.0	39.3
#4	44.4	16.3	55.6
#8	35.9	8.5	64.1
#16	27.3	8.6	72.7
#30	19.1	8.2	80.9
#50	7.4	11.7	92.6
#100	1.9	5.6	98.1
LBW	0.7	1.2	99.3

PREPARED BY:
SM, LLC Technical Service

Approved By:
Nancy Donahue



Daily Summary Report

Date Saturday, May 23, 2026

Sample Id	-1989638956	-1989638961	-1989638959
Plant	Superior Hoover	Superior Hoover	Superior Hoover
Product	1022 2NS GR	1054 6AA LS PI	1067 26A Mod LS
Specification	2NS GR Spec	6AA LS	26A Mod LS Spec
Sample Type	QA	QA	QA
Time	09:00	09:00	09:00
2" (50mm)		100.0	100.0
1 1/2" (37.5mm)		100.0	100.0
1" (25mm)		98.7	100.0
3/4" (19mm)		87.7	100.0
1/2" (12.5mm)		46.8	97.8
3/8" (9.5mm)	100.0	24.2	85.6
#4 (4.75mm)	98.1	3.7	18.0
#8 (2.36mm)	84.4	2.3	4.9
#16 (1.18mm)	67.2	2.0	2.8
#30 (.6mm)	48.2	1.9	2.3
#50 (.3mm)	23.5	1.8	2.1
#100 (.15mm)	4.8	1.7	2.0
#200 (75µm)	0.6	1.61	1.8
Pan	0.0	0.00	0.0
FM	2.74		
Wash Loss (#200/75um)	0.4	1.5	1.8
Total Moisture	2.79	2.10	2.40



Daily Summary Report

Comments

Query Selections
Date Created 05/23/2026
Date Range 05/24/2026 - 05/31/2026
Plant Superior Hoover
Sample Type QA

Aggregate Optimization Chart

PLANT #: P-102

Contractor: _____

Sample Date: 5/23/26 (Holiday Weekend no production) Concrete Grade: **DM, 4500HP**

Dates Test Represents: 5/24/2026 through 6/2/2026 **1" SLUMP**

MDOT No.: _____

Agg. Class	Pit #	Source	Weight (SSD)	ft ³	Specific Gravity	% Contribution
6AA	58-003	StoneCo	1590	9.47	2.69	52.6
26A	58-003	StoneCo	330	1.97	2.69	10.9
2NS	63-114	Highland	1100	6.63	2.66	36.4
Total Wt			3020	18.07		100.0

<----- Verify this number is 100%



Superior Materials, LLC
 30701 W. 10 Mile Rd.
 Suite 500
 Farmington Hills, MI 48336

Sieve	6AA	26A	2NS	Cumulative % Passing	% Retained	Cumulative % Retained
2"	100.0	100.0	100.0	100.0	0.0	0.0
1.5"	100.0	100.0	100.0	100.0	0.0	0.0
1"	99.4	100.0	100.0	99.7	0.3	0.3
3/4"	81.3	100.0	100.0	90.2	9.5	9.8
1/2"	44.2	99.4	100.0	70.6	19.6	29.4
3/8"	26.8	83.5	100.0	59.7	10.9	40.3
#4	6.0	15.2	98.6	40.7	18.9	59.3
#8	2.8	4.6	84.7	32.8	7.9	67.2
#16	2.1	3.0	68.7	26.5	6.4	73.5
#30	1.9	2.3	50.9	19.8	6.7	80.2
#50	1.7	1.9	27.3	11.0	8.7	89.0
#100	1.6	1.6	5.5	3.0	8.0	97.0
LBW	1.4	1.3	0.9	1.2	1.8	98.8

*Maximum % Retained must be above the 3/8" sieve.

*Any two adjacent sieves must equal 10% except max.,

nom. max., #100 and #200 sieves.

**% Retained must be at least 4% for each sieve except max.,

nom. max., #100 and #200 sieves.

**% Retained must be at least 4% for the 3/4" sieve when

a 1.5" max. size (nom. Max. 1.0") aggregate is used.

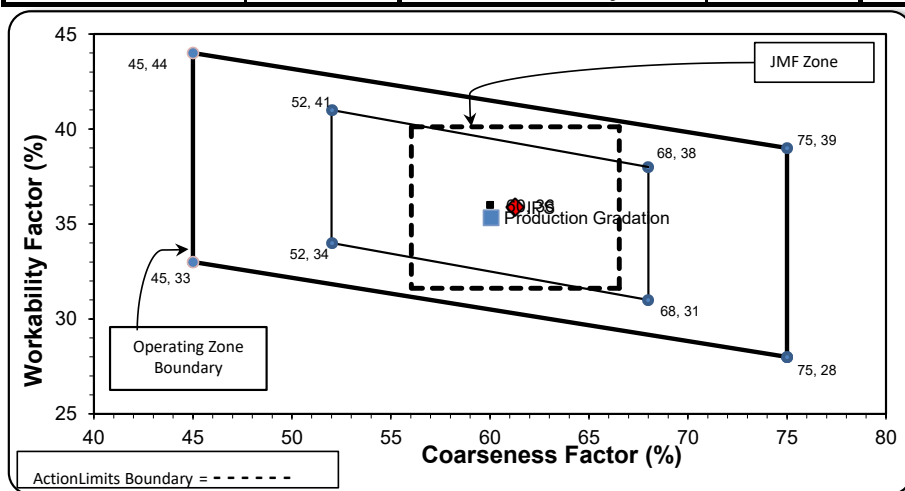
Production Gradation Batch Plant Gradations Aggregate Supplier Gradations

Adjusted WF Initial Production Sample (IPS)

Coarseness Factor:	60	Workability Factor:	33	35.3
---------------------------	-----------	----------------------------	-----------	-------------

Coarseness Factor:	61
---------------------------	-----------

Workability Factor:	36
----------------------------	-----------



Sieve	Cumulative % Passing	% Retained	Cumulative % Retained
2"	100.0	0.0	0.0
1.5"	100.0	0.0	0.0
1"	99.3	0.7	0.7
3/4"	89.2	10.1	10.8
1/2"	70.7	18.5	29.3
3/8"	60.7	10.0	39.3
#4	44.4	16.3	55.6
#8	35.9	8.5	64.1
#16	27.3	8.6	72.7
#30	19.1	8.2	80.9
#50	7.4	11.7	92.6
#100	1.9	5.6	98.1
LBW	0.7	1.2	99.3

PREPARED BY:
 SM, LLC Technical Service

Approved By:
 Nancy Donahue



Daily Summary Report

Date Saturday 23, 2026

	-1989638967	-1989638969	-1989638968
Sample Id	-1989638967	-1989638969	-1989638968
Plant	S102 Superior Novi	S102 Superior Novi	S102 Superior Novi
Product	1022 2NS GR	1051 6AA LS	1067 26A Mod LS
Specification	2NS GR Spec	6AA LS	26A Mod LS Spec
Sample Type	QA	QA	QA
Time	11:00	11:00	11:00
2" (50mm)		100.0	100.0
1 1/2" (37.5mm)		100.0	100.0
1" (25mm)		99.4	100.0
3/4" (19mm)		81.3	100.0
1/2" (12.5mm)		44.2	99.4
3/8" (9.5mm)	100.0	26.8	83.5
#4 (4.75mm)	98.6	6.0	15.2
#8 (2.36mm)	84.7	2.8	4.6
#16 (1.18mm)	68.7	2.1	3.0
#30 (.6mm)	50.9	1.9	2.3
#50 (.3mm)	27.3	1.7	1.9
#100 (.15mm)	5.5	1.6	1.6
#200 (75µm)	1.1	1.48	1.4
Pan	0.0	0.00	0.0
FM	2.64		
Wash Loss (#200/75um)	0.9	1.4	1.3
Total Moisture	2.64	2.20	2.29



Daily Summary Report

Comments

Query Selections
Date Created 05/23/2026
Date Range 05/24/2026 - 05/31/2026
Plant Superior Novi
Sample Type QA

Aggregate Optimization Chart

PLANT #: P-103

Contractor: _____

Sample Date: 5/23/26 (Holiday Weekend no production) Concrete Grade: **DM, 4500HP**

Dates Test Represents: 5/24/2026 through 6/2/2026 **1" SLUMP**

MDOT No.: _____

Agg. Class	Pit #	Source	Weight (SSD)	ft ³	Specific Gravity	% Contribution
6AA	58-003	StoneCo	1590	9.47	2.69	52.6
26A	58-003	StoneCo	330	1.97	2.69	10.9
2NS	63-114	Highland	1100	6.63	2.66	36.4
Total Wt			3020	18.07		100.0

<----- Verify this number is 100%



Superior Materials, LLC

30701 W. 10 Mile Rd.
Suite 500
Farmington Hills, MI 48336

Sieve	6AA	26A	2NS	Cumulative % Passing	% Retained	Cumulative % Retained
2"	100.0	100.0	100.0	100.0	0.0	0.0
1.5"	100.0	100.0	100.0	100.0	0.0	0.0
1"	99.4	100.0	100.0	99.7	0.3	0.3
3/4"	81.3	100.0	100.0	90.2	9.5	9.8
1/2"	44.2	99.4	100.0	70.6	19.6	29.4
3/8"	26.8	83.5	100.0	59.7	10.9	40.3
#4	6.0	15.2	98.6	40.7	18.9	59.3
#8	2.8	4.6	84.7	32.8	7.9	67.2
#16	2.1	3.0	68.7	26.5	6.4	73.5
#30	1.9	2.3	50.9	19.8	6.7	80.2
#50	1.7	1.9	27.3	11.0	8.7	89.0
#100	1.6	1.6	5.5	3.0	8.0	97.0
LBW	1.4	1.3	0.9	1.2	1.8	98.8

*Maximum % Retained must be above the 3/8" sieve.

*Any two adjacent sieves must equal 10% except max.,

nom. max., #100 and #200 sieves.

**% Retained must be at least 4% for each sieve except max.,

nom. max., #100 and #200 sieves.

**% Retained must be at least 4% for the 3/4" sieve when

a 1.5" max. size (nom. Max. 1.0") aggregate is used.

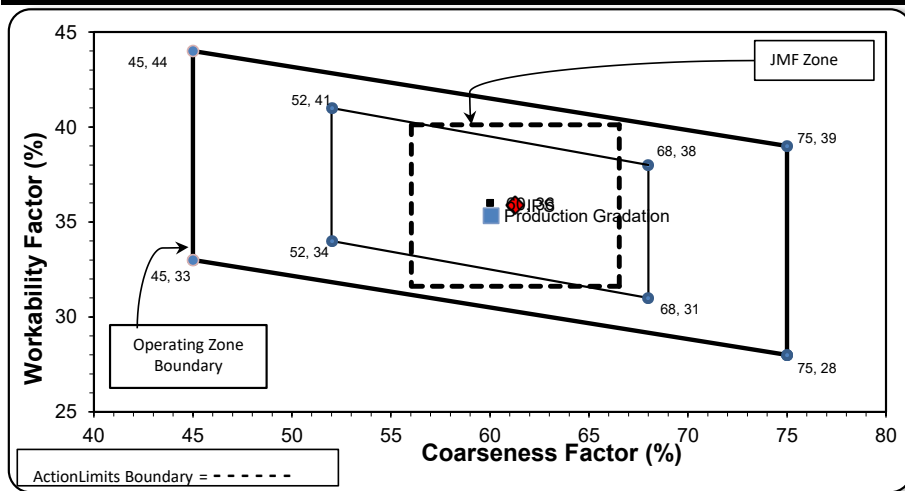
Production Gradation Batch Plant Gradations Aggregate Supplier Gradations

Adjusted WF Initial Production Sample (IPS)

Coarseness Factor:	60	Workability Factor:	33	35.3
---------------------------	-----------	----------------------------	-----------	-------------

Coarseness Factor:	61
---------------------------	-----------

Workability Factor:	36
----------------------------	-----------



Sieve	Cumulative % Passing	% Retained	Cumulative % Retained
2"	100.0	0.0	0.0
1.5"	100.0	0.0	0.0
1"	99.3	0.7	0.7
3/4"	89.2	10.1	10.8
1/2"	70.7	18.5	29.3
3/8"	60.7	10.0	39.3
#4	44.4	16.3	55.6
#8	35.9	8.5	64.1
#16	27.3	8.6	72.7
#30	19.1	8.2	80.9
#50	7.4	11.7	92.6
#100	1.9	5.6	98.1
LBW	0.7	1.2	99.3

PREPARED BY:
SM, LLC Technical Service

Approved By:
Nancy Donahue



Daily Summary Report

Date Saturday, May 23,

2026 Sample Id	-1989638971	-1989638976	-1989638975
Plant	S103 Superior Brighton	S103 Superior Brighton	S103 Superior Brighton
Product	1022 2NS GR	1051 6AA LS	1067 26A Mod LS
Specification	2NS GR Spec	6AA LS	26A Mod LS Spec
Sample Type	QA	QA	QA
Time	10:00	10:00	10:00

2" (50mm)		100.0	100.0
1 1/2" (37.5mm)		100.0	100.0
1" (25mm)		99.4	100.0
3/4" (19mm)		82.5	100.0
1/2" (12.5mm)		39.8	99.3
3/8" (9.5mm)	100.0	23.0	85.5
#4 (4.75mm)	98.3	4.1	12.2
#8 (2.36mm)	84.8	2.1	3.3
#16 (1.18mm)	69.5	1.7	2.3
#30 (.6mm)	51.6	1.5	1.9
#50 (.3mm)	25.3	1.4	1.7
#100 (.15mm)	4.5	1.3	1.5
#200 (75µm)	1.2	1.19	1.4
Pan	0.0	0.00	0.0
FM	2.66		
Wash Loss (#200/75um)	1.0	1.1	1.3
Total Moisture	2.68	1.99	2.53



Daily Summary Report

Comments

Query Selections
Date Created 05/23/2026
Date Range 05/24/2026 - 05/31/2026
Plant Superior Brighton
Sample Type QA