

Aggregate Optimization Chart

PLANT #: P-2

Contractor: _____

Sample Date: 4/23/26

Concrete Grade: DM, 4500HP

Dates Test Represents: 4/24/2026 through 4/30/2026

MDOT No.: _____

Agg. Class	Pit #	Source	Weight (SSD)	ft ³	Specific Gravity	% Contribution
6AA	71-47	Presque Isle	1600	10.06	2.55	53.3
26A	71-47	Presque Isle	200	1.26	2.55	6.7
2NS	62-092	Ray Rd	1200	7.12	2.70	40.0
Total Wt			3000	18.43		100.0

<----- Verify this number is 100%



Superior Materials, LLC
 30701 W. 10 Mile Rd.
 Suite 500
 Farmington Hills, MI 48336

Sieve	6AA	26A	2NS	Cumulative % Passing	% Retained	Cumulative % Retained
2"	100.0	100.0	100.0	100.0	0.0	0.0
1.5"	100.0	100.0	100.0	100.0	0.0	0.0
1"	98.5	100.0	100.0	99.2	0.8	0.8
3/4"	85.6	100.0	100.0	92.3	6.9	7.7
1/2"	46.2	98.2	100.0	71.2	21.1	28.8
3/8"	23.8	86.2	100.0	58.4	12.7	41.6
#4	4.0	18.3	97.4	42.3	16.1	57.7
#8	2.6	5.0	81.6	34.4	8.0	65.6
#16	2.3	2.7	64.4	27.2	7.2	72.8
#30	2.1	2.2	46.8	20.0	7.2	80.0
#50	2.0	2.0	22.8	10.3	9.7	89.7
#100	1.8	1.9	5.1	3.1	7.2	96.9
LBW	1.6	1.7	0.8	1.3	1.8	98.7

*Maximum % Retained must be above the 3/8" sieve.

*Any two adjacent sieves must equal 10% except max.,

nom. max., #100 and #200 sieves.

**% Retained must be at least 4% for each sieve except max.,

nom. max., #100 and #200 sieves.

**% Retained must be at least 4% for the 3/4" sieve when

a 1.5" max. size (nom. Max. 1.0") aggregate is used.

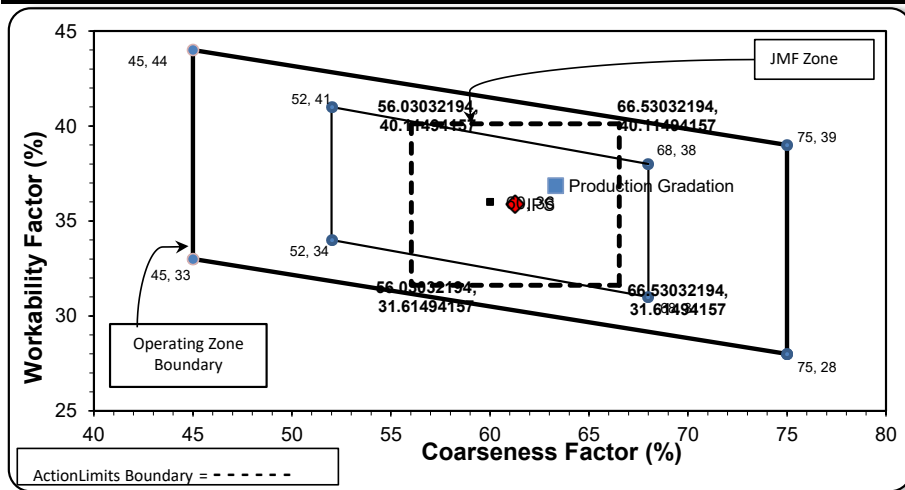
Production Gradation Batch Plant Gradations Aggregate Supplier Gradations

Adjusted WF Initial Production Sample (IPS)

Coarseness Factor:	63	Workability Factor:	34	36.9
---------------------------	-----------	----------------------------	-----------	-------------

Coarseness Factor:	61
---------------------------	-----------

Workability Factor:	36
----------------------------	-----------



Sieve	Cumulative % Passing	% Retained	Cumulative % Retained
2"	100.0	0.0	0.0
1.5"	100.0	0.0	0.0
1"	99.3	0.7	0.7
3/4"	89.2	10.1	10.8
1/2"	70.7	18.5	29.3
3/8"	60.7	10.0	39.3
#4	44.4	16.3	55.6
#8	35.9	8.5	64.1
#16	27.3	8.6	72.7
#30	19.1	8.2	80.9
#50	7.4	11.7	92.6
#100	1.9	5.6	98.1
LBW	0.7	1.2	99.3

PREPARED BY:
 SM, LLC Technical Service

Approved By:
 Nancy Donahue



Daily Summary Report

Date Thursday, April 23, 2026

Sample Id	-1989641038	-1989641041	-1989641039
Plant	Superior Hoover	Superior Hoover	Superior Hoover
Product	1022 2NS GR	1054 6AA LS PI	1067 26A Mod LS
Specification	2NS GR Spec	6AA LS	26A Mod LS Spec
Sample Type	QA	QA	QA
Time	12:00	12:00	12:00
2" (50mm)		100.0	100.0
1 1/2" (37.5mm)		100.0	100.0
1" (25mm)		98.5	100.0
3/4" (19mm)		85.6	100.0
1/2" (12.5mm)		46.2	98.2
3/8" (9.5mm)	100.0	23.8	86.2
#4 (4.75mm)	97.4	4.0	18.3
#8 (2.36mm)	81.6	2.6	5.0
#16 (1.18mm)	64.4	2.3	2.7
#30 (.6mm)	46.8	2.1	2.2
#50 (.3mm)	22.8	2.0	2.0
#100 (.15mm)	5.1	1.8	1.9
#200 (75µm)	1.0	1.64	1.7
Pan	0.0	0.00	0.0
FM	2.82	2.84	2.84
Wash Loss (#200/75um)	0.8	1.6	1.7
Total Moisture	2.88	1.92	2.77



Daily Summary Report

Comments

Query Selections
Date Created 04/24/2026
Date Range 04/19/2026 - 04/25/2026
Plant Superior Hoover
Sample Type QA

Aggregate Optimization Chart

PLANT #: **P-102**

Sample Date: 4/22/26

Concrete Grade: **DM, 4500HP**

Contractor: _____

Dates Test Represents: 4/23/2026 through 4/29/2026

MDOT No.: _____

Agg. Class	Pit #	Source	Weight (SSD)	ft ³	Specific Gravity	% Contribution
6AA	58-003	StoneCo	1600	9.53	2.69	53.3
26A	58-003	StoneCo	200	1.19	2.69	6.7
2NS	63-115	Highland	1200	7.23	2.66	40.0
Total Wt			3000	17.95		100.0

<----- Verify this number is 100%



Superior Materials, LLC
 30701 W. 10 Mile Rd.
 Suite 500
 Farmington Hills, MI 48336

Sieve	6AA	26A	2NS	Cumulative % Passing	% Retained	Cumulative % Retained
2"	100.0	100.0	100.0	100.0	0.0	0.0
1.5"	100.0	100.0	100.0	100.0	0.0	0.0
1"	100.0	100.0	100.0	100.0	0.0	0.0
3/4"	77.2	100.0	100.0	87.8	12.2	12.2
1/2"	38.0	100.0	100.0	66.9	20.9	33.1
3/8"	24.2	81.3	100.0	58.3	8.6	41.7
#4	6.1	11.0	99.0	43.6	14.7	56.4
#8	2.9	3.5	82.6	34.8	8.8	65.2
#16	2.3	2.3	64.3	27.1	7.7	72.9
#30	2.1	1.8	47.0	20.0	7.1	80.0
#50	2.0	1.6	26.1	11.6	8.4	88.4
#100	1.8	1.4	5.3	3.2	8.4	96.8
LBW	1.7	1.2	1.0	1.4	1.8	98.6

*Maximum % Retained must be above the 3/8" sieve.
 *Any two adjacent sieves must equal 10% except max., nom. max., #100 and #200 sieves.
 **% Retained must be at least 4% for each sieve except max., nom. max., #100 and #200 sieves.
 ***% Retained must be at least 4% for the 3/4" sieve when a 1.5" max. size (nom. Max. 1.0") aggregate is used.

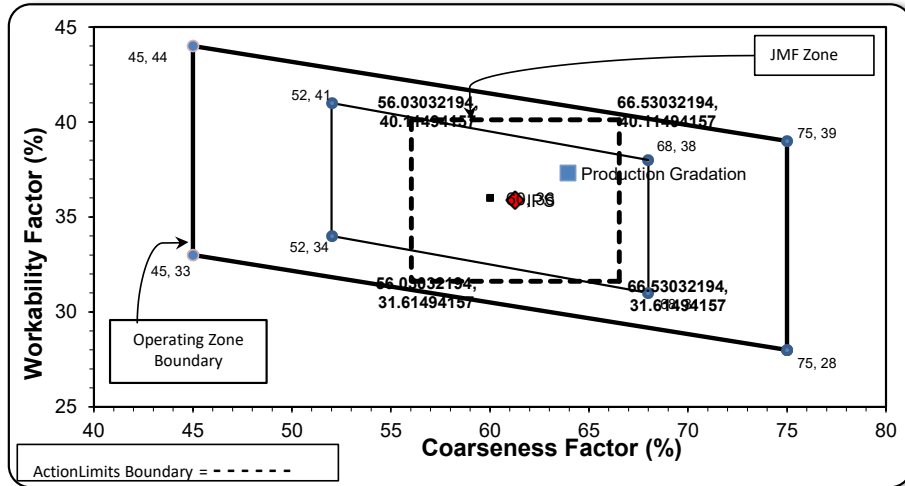
Production Gradation Batch Plant Gradations Aggregate Supplier Gradations

Adjusted WF Initial Production Sample (IPS)

Coarseness Factor:	64	Workability Factor:	35	37.3
---------------------------	-----------	----------------------------	-----------	-------------

Coarseness Factor:	61
---------------------------	-----------

Workability Factor:	36
----------------------------	-----------



Sieve	Cumulative % Passing	% Retained	Cumulative % Retained
2"	100.0	0.0	0.0
1.5"	100.0	0.0	0.0
1"	99.3	0.7	0.7
3/4"	89.2	10.1	10.8
1/2"	70.7	18.5	29.3
3/8"	60.7	10.0	39.3
#4	44.4	16.3	55.6
#8	35.9	8.5	64.1
#16	27.3	8.6	72.7
#30	19.1	8.2	80.9
#50	7.4	11.7	92.6
#100	1.9	5.6	98.1
LBW	0.7	1.2	99.3

PREPARED BY:
 SM, LLC Technical Service

Approved By:
 Nancy Donahue



Daily Summary Report

Date Wednesday, April 22, 2026

Sample Id	-1989641016	-674975864	-1989641017
Plant	S102 Superior Novi	S102 Superior Novi	S102 Superior Novi
Product	1022 2NS GR	1051 6AA LS	1067 26A Mod LS
Specification	2NS GR Spec	6AA LS	26A Mod LS Spec
Sample Type	QA	QA	QA
Time	13:00	13:00	13:00
2" (50mm)		100.0	100.0
1 1/2" (37.5mm)		100.0	100.0
1" (25mm)		100.0	100.0
3/4" (19mm)		77.2	100.0
1/2" (12.5mm)		38.0	100.0
3/8" (9.5mm)	100.0	24.2	81.3
#4 (4.75mm)	99.0	6.1	11.0
#8 (2.36mm)	82.6	2.9	3.5
#16 (1.18mm)	64.3	2.3	2.3
#30 (.6mm)	47.0	2.1	1.8
#50 (.3mm)	26.1	2.0	1.6
#100 (.15mm)	5.3	1.8	1.4
#200 (75µm)	1.1	1.73	1.3
Pan	0.0	0.00	0.0
FM	2.76		
Wash Loss (#200/75um)	1.0	1.7	1.2
Total Moisture	3.06	2.93	2.65



Daily Summary Report

Comments

Query Selections
Date Created 04/24/2026
Date Range 04/19/2026 - 04/25/2026
Plant Superior Novi
Sample Type QA

Aggregate Optimization Chart

PLANT #: **P-103**

Contractor: _____

Sample Date: 4/21/26

Concrete Grade: **DM, 4500HP**

Dates Test Represents: 4/22/2026 through 4/2/28026

MDOT No.: _____

Agg. Class	Pit #	Source	Weight (SSD)	ft ³	Specific Gravity	% Contribution
6AA	58-003	StoneCo	1400	8.34	2.69	46.7
26A	58-003	StoneCo	400	2.38	2.69	13.3
2NS	63-115	Highland	1200	7.23	2.66	40.0
Total Wt			3000	17.95		100.0

<----- Verify this number is 100%



Superior Materials, LLC

30701 W. 10 Mile Rd.
Suite 500
Farmington Hills, MI 48336

Sieve	6AA	26A	2NS	Cumulative % Passing	% Retained	Cumulative % Retained
2"	100.0	100.0	100.0	100.0	0.0	0.0
1.5"	100.0	100.0	100.0	100.0	0.0	0.0
1"	99.0	100.0	100.0	99.5	0.5	0.5
3/4"	80.0	100.0	100.0	90.7	8.9	9.3
1/2"	36.0	99.4	100.0	70.1	20.6	29.9
3/8"	17.3	83.2	100.0	59.2	10.9	40.8
#4	3.8	8.4	98.2	42.2	17.0	57.8
#8	2.9	2.6	82.7	34.8	7.4	65.2
#16	2.5	2.0	65.5	27.6	7.1	72.4
#30	2.3	1.7	45.2	19.4	8.3	80.6
#50	2.2	1.6	20.0	9.2	10.1	90.8
#100	21.8	1.5	4.0	12.0	-2.7	88.0
LBW	0.9	1.4	0.8	0.9	11.0	99.1

*Maximum % Retained must be above the 3/8" sieve.

*Any two adjacent sieves must equal 10% except max.,

nom. max., #100 and #200 sieves.

**% Retained must be at least 4% for each sieve except max.,

nom. max., #100 and #200 sieves.

**% Retained must be at least 4% for the 3/4" sieve when

a 1.5" max. size (nom. Max. 1.0") aggregate is used.

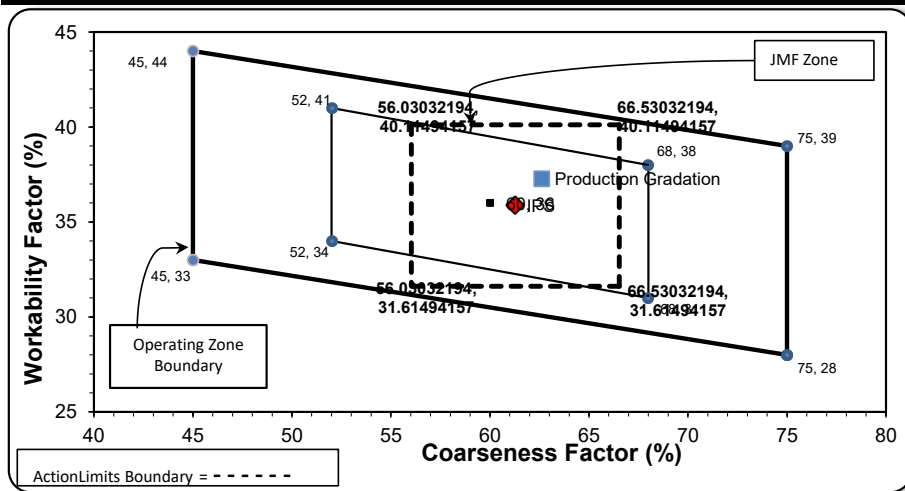
Production Gradation Batch Plant Gradations Aggregate Supplier Gradations

Adjusted WF Initial Production Sample (IPS)

Coarseness Factor:	63	Workability Factor:	35	37.3
---------------------------	-----------	----------------------------	-----------	-------------

Coarseness Factor:	61
---------------------------	-----------

Workability Factor:	36
----------------------------	-----------



Sieve	Cumulative % Passing	% Retained	Cumulative % Retained
2"	100.0	0.0	0.0
1.5"	100.0	0.0	0.0
1"	99.3	0.7	0.7
3/4"	89.2	10.1	10.8
1/2"	70.7	18.5	29.3
3/8"	60.7	10.0	39.3
#4	44.4	16.3	55.6
#8	35.9	8.5	64.1
#16	27.3	8.6	72.7
#30	19.1	8.2	80.9
#50	7.4	11.7	92.6
#100	1.9	5.6	98.1
LBW	0.7	1.2	99.3

PREPARED BY:
SM, LLC Technical Service

Approved By:
Nancy Donahue



Daily Summary Report

Date Tuesday, April 21, 2026

Sample Id	-1989641042	-674946116	-1989641045
Plant	S103 Superior Brighton	S103 Superior Brighton	S103 Superior Brighton
Product	1022 2NS GR	1051 6AA LS	1067 26A Mod LS
Specification	2NS GR Spec	6AA LS	26A Mod LS Spec
Sample Type	QA	QA	QA
Time	13:00	13:00	13:00
2" (50mm)		100.0	100.0
1 1/2" (37.5mm)		100.0	100.0
1" (25mm)		99.0	100.0
3/4" (19mm)		80.0	100.0
1/2" (12.5mm)		36.0	99.4
3/8" (9.5mm)	100.0	17.3	83.2
#4 (4.75mm)	98.2	3.8	8.4
#8 (2.36mm)	82.7	2.9	2.6
#16 (1.18mm)	65.5	2.5	2.0
#30 (.6mm)	45.2	2.3	1.7
#50 (.3mm)	20.0	2.2	1.6
#100 (.15mm)	4.0	2.0	1.5
#200 (75µm)	1.0	1.92	1.4
Pan	0.0	0.00	0.0
FM	2.84		
Wash Loss (#200/75um)	0.8	1.8	1.4
Total Moisture	2.72	2.74	2.84



Daily Summary Report

Comments

Query Selections
Date Created 04/24/2026
Date Range 04/19/2026 - 04/25/2026
Plant Superior Brighton
Sample Type QA