

Aggregate Optimization Chart

PLANT #: **P-102**

Sample Date: 3/23/26

Concrete Grade: **DM, 4500HP**

Contractor: _____

Dates Test Represents: 3/24/2026 through 3/30/2026

MDOT No.: _____

Agg. Class	Pit #	Source	Weight (SSD)	ft ³	Specific Gravity	% Contribution
6AA	58-003	Stoneco	1400	8.34	2.69	48.6
26A	58-003	Stoneco	300	1.79	2.69	10.4
2NS	63-092	Grange Hall	1180	7.06	2.68	41.0
Total Wt			2880	17.18		100.0

<----- Verify this number is 100%



Superior Materials, LLC
 30701 W. 10 Mile Rd.
 Suite 500
 Farmington Hills, MI 48336

Sieve	6AA	26A	2NS	Cumulative % Passing	% Retained	Cumulative % Retained
2"	100.0	100.0	100.0	100.0	0.0	0.0
1.5"	100.0	100.0	100.0	100.0	0.0	0.0
1"	100.0	100.0	100.0	100.0	0.0	0.0
3/4"	87.9	100.0	100.0	94.1	5.9	5.9
1/2"	46.2	99.4	100.0	73.8	20.3	26.2
3/8"	24.0	82.1	100.0	61.2	12.6	38.8
#4	4.5	15.8	97.5	43.8	17.4	56.2
#8	3.3	0.8	83.5	35.9	7.9	64.1
#16	2.7	0.6	67.4	29.0	6.9	71.0
#30	2.3	0.6	49.1	21.3	7.7	78.7
#50	2.1	0.5	21.0	9.7	11.6	90.3
#100	2.0	0.5	3.5	2.5	7.2	97.5
LBW	1.9	0.4	0.8	1.3	1.2	98.7

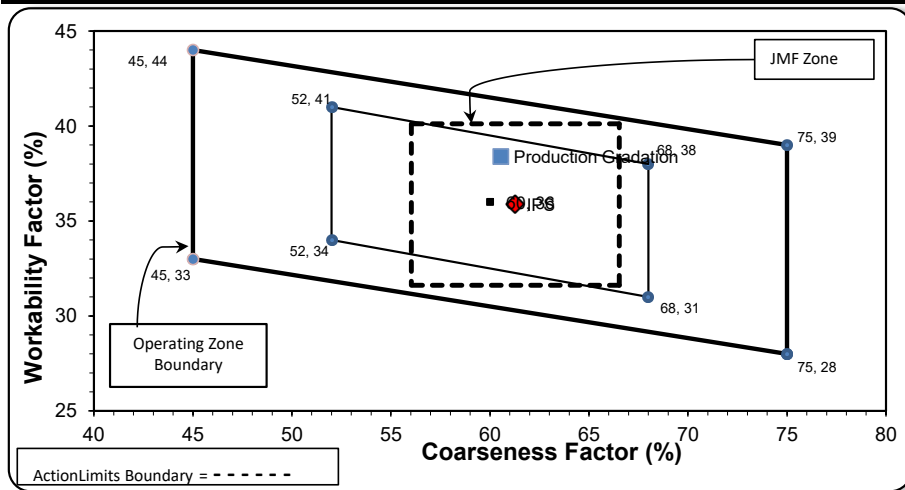
*Maximum % Retained must be above the 3/8" sieve.
 *Any two adjacent sieves must equal 10% except max., nom. max., #100 and #200 sieves.
 **% Retained must be at least 4% for each sieve except max., nom. max., #100 and #200 sieves.
 ***% Retained must be at least 4% for the 3/4" sieve when a 1.5" max. size (nom. Max. 1.0") aggregate is used.

Production Gradation Batch Plant Gradations Aggregate Supplier Gradations Adjusted WF Initial Production Sample (IPS)

Coarseness Factor:	61	Workability Factor:	36	38.4
---------------------------	-----------	----------------------------	-----------	-------------

Coarseness Factor:	61
---------------------------	-----------

Workability Factor:	36
----------------------------	-----------



Sieve	Cumulative % Passing	% Retained	Cumulative % Retained
2"	100.0	0.0	0.0
1.5"	100.0	0.0	0.0
1"	99.3	0.7	0.7
3/4"	89.2	10.1	10.8
1/2"	70.7	18.5	29.3
3/8"	60.7	10.0	39.3
#4	44.4	16.3	55.6
#8	35.9	8.5	64.1
#16	27.3	8.6	72.7
#30	19.1	8.2	80.9
#50	7.4	11.7	92.6
#100	1.9	5.6	98.1
LBW	0.7	1.2	99.3

PREPARED BY:
 SM, LLC Technical Service

Approved By:
 Nancy Donahue



Daily Summary Report

Date Monday, March 23, 2026

	-1989642132	-674899036	-1989642134
Sample Id	-1989642132	-674899036	-1989642134
Plant	S102 Superior Novi	S102 Superior Novi	S102 Superior Novi
Product	1022 2NS GR	1051 6AA LS	1067 26A Mod LS
Specification	2NS GR Spec	6AA LS	26A Mod LS Spec
Sample Type	QA	QA	QA
Time	16:00	16:00	16:00
2" (50mm)		100.0	100.0
1 1/2" (37.5mm)		100.0	100.0
1" (25mm)		100.0	100.0
3/4" (19mm)		87.9	100.0
1/2" (12.5mm)		46.2	99.4
3/8" (9.5mm)	100.0	24.0	82.1
#4 (4.75mm)	97.5	4.5	5.8
#8 (2.36mm)	83.5	3.3	0.8
#16 (1.18mm)	67.4	2.7	0.6
#30 (.6mm)	49.1	2.3	0.6
#50 (.3mm)	21.0	2.1	0.5
#100 (.15mm)	3.5	2.0	0.5
#200 (75µm)	1.0	1.94	0.4
Pan	0.0	0.00	0.0
FM	2.78		
Wash Loss (#200/75um)	0.8	1.9	0.4
Total Moisture	3.17	1.99	4.03



Daily Summary Report

Comments

Query Selections
Date Created 03/27/2026
Date Range 03/22/2026 - 03/28/2026
Plant Superior Novi
Sample Type QA

Aggregate Optimization Chart

PLANT #: **P-103**

Sample Date: 3/23/26

Concrete Grade: **DM, 4500HP**

Contractor: _____

Dates Test Represents: 3/24/2026 through 3/30/2026

MDOT No.: _____

Agg. Class	Pit #	Source	Weight (SSD)	ft ³	Specific Gravity	% Contribution
6AA	58-003	Stoneco	1360	8.10	2.69	47.2
26A	58-003	Stoneco	340	2.03	2.69	11.8
2NS	63-092	Grange Hall	1180	7.06	2.68	41.0
Total Wt			2880	17.18		100.0

<----- Verify this number is 100%



Superior Materials, LLC
 30701 W. 10 Mile Rd.
 Suite 500
 Farmington Hills, MI 48336

Sieve	6AA	26A	2NS	Cumulative % Passing	% Retained	Cumulative % Retained
2"	100.0	100.0	100.0	100.0	0.0	0.0
1.5"	100.0	100.0	100.0	100.0	0.0	0.0
1"	100.0	100.0	100.0	100.0	0.0	0.0
3/4"	82.0	100.0	100.0	91.5	8.5	8.5
1/2"	36.2	99.8	100.0	69.8	21.7	30.2
3/8"	16.8	87.1	100.0	59.2	10.7	40.8
#4	2.8	13.7	97.5	42.9	16.3	57.1
#8	2.2	2.8	83.8	35.7	7.2	64.3
#16	2.1	1.8	69.3	29.6	6.1	70.4
#30	2.0	1.4	49.8	21.5	8.1	78.5
#50	2.0	1.2	20.8	9.6	11.9	90.4
#100	1.9	1.1	3.2	2.3	7.3	97.7
LBW	1.7	1.0	0.6	1.2	1.2	98.8

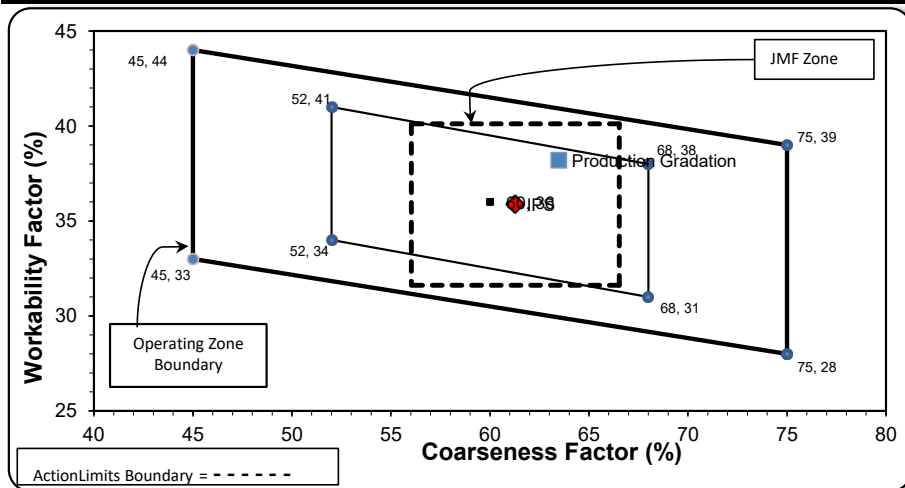
*Maximum % Retained must be above the 3/8" sieve.
 *Any two adjacent sieves must equal 10% except max., nom. max., #100 and #200 sieves.
 **% Retained must be at least 4% for each sieve except max., nom. max., #100 and #200 sieves.
 ***% Retained must be at least 4% for the 3/4" sieve when a 1.5" max. size (nom. Max. 1.0") aggregate is used.

Production Gradation Batch Plant Gradations Aggregate Supplier Gradations Adjusted WF Initial Production Sample (IPS)

Coarseness Factor:	63	Workability Factor:	36	38.2
---------------------------	-----------	----------------------------	-----------	-------------

Coarseness Factor:	61
---------------------------	-----------

Workability Factor:	36
----------------------------	-----------



Sieve	Cumulative % Passing	% Retained	Cumulative % Retained
2"	100.0	0.0	0.0
1.5"	100.0	0.0	0.0
1"	99.3	0.7	0.7
3/4"	89.2	10.1	10.8
1/2"	70.7	18.5	29.3
3/8"	60.7	10.0	39.3
#4	44.4	16.3	55.6
#8	35.9	8.5	64.1
#16	27.3	8.6	72.7
#30	19.1	8.2	80.9
#50	7.4	11.7	92.6
#100	1.9	5.6	98.1
LBW	0.7	1.2	99.3

PREPARED BY:
 SM, LLC Technical Service

Approved By:
 Nancy Donahue



Daily Summary Report

Date Tuesday, March 24, 2026

Sample Id	-1989642128	-674967258	-1989642131
Plant	S103 Superior Brighton	S103 Superior Brighton	S103 Superior Brighton
Product	1022 2NS GR	1051 6AA LS	1067 26A Mod LS
Specification	2NS GR Spec	6AA LS	26A Mod LS Spec
Sample Type	QA	QA	QA
Time	09:30	09:30	09:30
2" (50mm)		100.0	100.0
1 1/2" (37.5mm)		100.0	100.0
1" (25mm)		100.0	100.0
3/4" (19mm)		82.0	100.0
1/2" (12.5mm)		36.2	99.8
3/8" (9.5mm)	100.0	16.8	87.1
#4 (4.75mm)	97.5	2.8	13.7
#8 (2.36mm)	83.8	2.2	2.8
#16 (1.18mm)	69.3	2.1	1.8
#30 (.6mm)	49.8	2.0	1.4
#50 (.3mm)	20.8	2.0	1.2
#100 (.15mm)	3.2	1.9	1.1
#200 (75µm)	0.8	1.80	1.0
Pan	0.0	0.00	0.0
FM	2.76		
Wash Loss (#200/75um)	0.6	1.7	1.0
Total Moisture	3.33	1.98	2.20



Daily Summary Report

Comments

Query Selections
Date Created 03/27/2026
Date Range 03/22/2026 - 03/28/2026
Plant Superior Brighton
Sample Type QA

Aggregate Optimization Chart

PLANT #: **P-02**

Sample Date: 3/27/26

Concrete Grade: **DM, 4500HP**

Contractor: _____

Dates Test Represents: 3/28/2026 through 4/3/2026

MDOT No.: _____

Agg. Class	Pit #	Source	Weight (SSD)	ft ³	Specific Gravity	% Contribution
6AA	71-47	Presque Isle	1480	8.82	2.69	50.5
26A	71-47	Presque Isle	300	1.79	2.69	10.2
2NS	63-115	Ray Rd	1150	6.88	2.68	39.2
Total Wt			2930	17.48		100.0

<----- Verify this number is 100%



Superior Materials, LLC
 30701 W. 10 Mile Rd.
 Suite 500
 Farmington Hills, MI 48336

Sieve	6AA	26A	2NS	Cumulative % Passing	% Retained	Cumulative % Retained
2"	100.0	100.0	100.0	100.0	0.0	0.0
1.5"	100.0	100.0	100.0	100.0	0.0	0.0
1"	96.8	100.0	100.0	98.4	1.6	1.6
3/4"	77.0	100.0	100.0	88.4	10.0	11.6
1/2"	35.4	97.0	100.0	67.1	21.3	32.9
3/8"	17.8	82.9	100.0	56.7	10.3	43.3
#4	2.3	19.4	96.8	41.1	15.6	58.9
#8	1.7	6.3	83.0	34.1	7.1	65.9
#16	1.6	3.4	64.6	26.5	7.6	73.5
#30	1.5	2.7	48.9	20.2	6.3	79.8
#50	1.4	2.4	26.1	11.2	9.0	88.8
#100	1.4	2.2	7.5	3.9	7.3	96.1
LBW	1.2	2.0	1.3	1.3	2.6	98.7

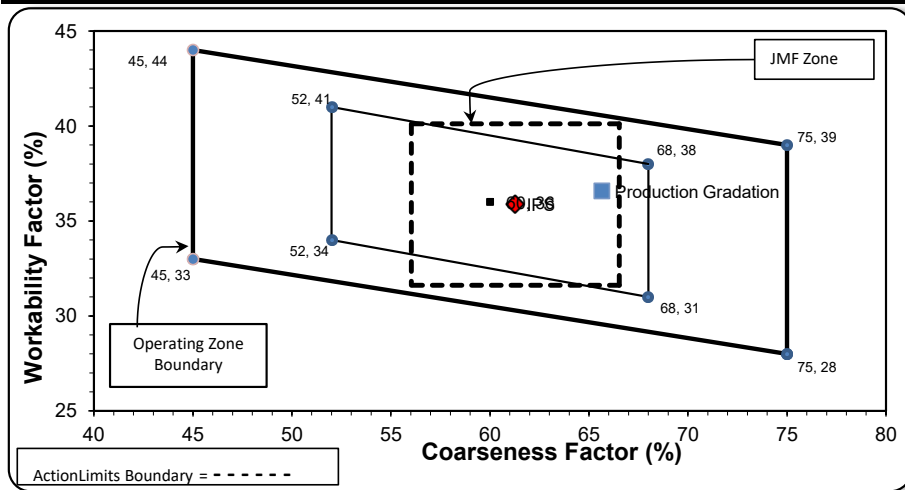
*Maximum % Retained must be above the 3/8" sieve.
 *Any two adjacent sieves must equal 10% except max., nom. max., #100 and #200 sieves.
 **% Retained must be at least 4% for each sieve except max., nom. max., #100 and #200 sieves.
 ***% Retained must be at least 4% for the 3/4" sieve when a 1.5" max. size (nom. Max. 1.0") aggregate is used.

Production Gradation Batch Plant Gradations Aggregate Supplier Gradations Adjusted WF Initial Production Sample (IPS)

Coarseness Factor:	66	Workability Factor:	34	Adjusted WF	36.6
---------------------------	-----------	----------------------------	-----------	--------------------	-------------

Coarseness Factor:	61
---------------------------	-----------

Workability Factor:	36
----------------------------	-----------



Sieve	Cumulative % Passing	% Retained	Cumulative % Retained
2"	100.0	0.0	0.0
1.5"	100.0	0.0	0.0
1"	99.3	0.7	0.7
3/4"	89.2	10.1	10.8
1/2"	70.7	18.5	29.3
3/8"	60.7	10.0	39.3
#4	44.4	16.3	55.6
#8	35.9	8.5	64.1
#16	27.3	8.6	72.7
#30	19.1	8.2	80.9
#50	7.4	11.7	92.6
#100	1.9	5.6	98.1
LBW	0.7	1.2	99.3

PREPARED BY:
 SM, LLC Technical Service

Approved By:
 Nancy Donahue



Daily Summary Report

Date Thursday, March 26, 2026

Sample Id	-1989642139	-674945073	-1989642140
Plant	S02 Superior Hoover	S02 Superior Hoover	S02 Superior Hoover
Product	1022 2NS GR	1054 6AA LS PI	1067 26A Mod LS
Specification	2NS GR Spec	6AA LS	26A Mod LS Spec
Sample Type	QA	QA	QA
2" (50mm)		100.0	100.0
1 1/2" (37.5mm)		100.0	100.0
1" (25mm)		98.6	100.0
3/4" (19mm)		85.1	100.0
1/2" (12.5mm)		40.4	95.8
3/8" (9.5mm)	100.0	20.6	81.7
#4 (4.75mm)	97.5	2.8	16.4
#8 (2.36mm)	81.2	2.0	5.6
#16 (1.18mm)	63.9	1.8	3.6
#30 (.6mm)	46.5	1.7	3.0
#50 (.3mm)	22.8	1.6	2.7
#100 (.15mm)	4.8	1.5	2.6
#200 (75µm)	1.2	1.42	2.4
Pan	0.0	0.00	0.0
FM	2.83		
Wash Loss (#200/75um)	1.0	1.4	2.3
Total Moisture	2.97	2.85	2.76



Daily Summary Report

Comments

Query Selections
Date Created 03/27/2026
Date Range 03/22/2026 - 03/28/2026
Plant Superior Hoover
Sample Type QA