

Aggregate Optimization Chart

Production Gradation Report

PLANT #: P-102

Sample Date: 9/8/25

Concrete Grade: DM, 4500HP

Contractor: _____

Dates Test Represents: 9/9/2025 through 9/15/2025

MDOT No.: _____

Agg. Class	Pit #	Source	Weight (SSD)	ft ³	Specific Gravity	% Contribution
6AA	58-003	Stoneco	1550	9.23	2.69	52.5
26A	58-003	Stoneco	250	1.49	2.69	8.5
2NS	63-114	Highland	1150	6.95	2.65	39.0
Total Wt			2950	17.68		100.0

<----- Verify this number is 100%



Superior Materials, LLC
 30701 W. 10 Mile Rd.
 Suite 500
 Farmington Hills, MI 48336

Sieve	6AA	26A	2NS	Cumulative % Passing	% Retained	Cumulative % Retained
2"	100.0	100.0	100.0	100.0	0.0	0.0
1.5"	100.0	100.0	100.0	100.0	0.0	0.0
1"	100.0	100.0	100.0	100.0	0.0	0.0
3/4"	84.1	100.0	100.0	91.6	8.4	8.4
1/2"	44.6	99.3	100.0	70.8	20.8	29.2
3/8"	24.2	87.6	100.0	59.1	11.7	40.9
#4	4.6	8.7	98.9	41.7	17.4	58.3
#8	2.1	2.4	82.9	33.6	8.1	66.4
#16	1.7	1.8	49.3	20.3	13.4	79.7
#30	1.5	1.5	46.5	19.0	1.2	81.0
#50	1.4	1.4	24.1	10.2	8.8	89.8
#100	1.4	1.3	4.8	2.7	7.5	97.3
LBW	1.3	1.2	1.0	1.2	1.5	98.8

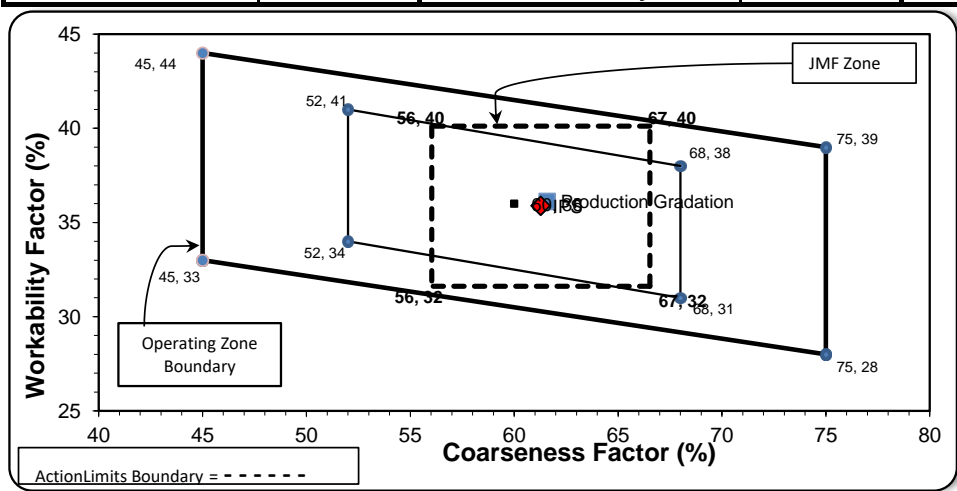
*Maximum % Retained must be above the 3/8" sieve.
 *Any two adjacent sieves must equal 10% except max., nom. max., #100 and #200 sieves.
 *% Retained must be at least 4% for each sieve except max., nom. max., #100 and #200 sieves.
 *% Retained must be at least 4% for the 3/4" sieve when a 1.5" max. size (nom. Max. 1.0") aggregate is used.

Production Gradation Batch Plant Gradations Aggregate Supplier Gradations Adjusted WF Initial Production Sample (IPS)

Coarseness Factor: **62** **Workability Factor:** **34** **36.1**

Coarseness Factor: **61**

Workability Factor: **36**



Sieve	Cumulative % Passing	% Retained	Cumulative % Retained
2"	100.0	0.0	0.0
1.5"	100.0	0.0	0.0
1"	99.3	0.7	0.7
3/4"	89.2	10.1	10.8
1/2"	70.7	18.5	29.3
3/8"	60.7	10.0	39.3
#4	44.4	16.3	55.6
#8	35.9	8.5	64.1
#16	27.3	8.6	72.7
#30	19.1	8.2	80.9
#50	7.4	11.7	92.6
#100	1.9	5.6	98.1
LBW	0.7	1.2	99.3

PREPARED BY:
 SM, LLC Technical Service

Approved By:



Daily Summary Report

Date Wednesday, September 10, 2025

	Sample Id -1989642885	-1989635726	-1590545328
Plant	S102 Superior Novi	S102 Superior Novi	S102 Superior Novi
Product	1051 6AA LS	1022 2NS GR	1067 26A Mod LS
Specification	6AA LS	2NS GR Spec	26A Mod LS Spec
Sample Type	QA	QA	QA
<hr/>			
2" (50mm)	100.0		100.0
1 1/2" (37.5mm)	100.0		100.0
1" (25mm)	100.0		100.0
3/4" (19mm)	84.1		100.0
1/2" (12.5mm)	44.6		99.3
3/8" (9.5mm)	24.2	100.0	87.6
#4 (4.75mm)	4.6	98.9	8.7
#8 (2.36mm)	2.1	82.9	2.4
#16 (1.18mm)	1.7	49.3	1.8
#30 (.6mm)	1.5	46.5	1.5
#50 (.3mm)	1.4	24.1	1.4
#100 (.15mm)	1.4	4.8	1.3
#200 (75µm)	1.37	1.1	1.2
Pan	0.00	0.0	0.0
FM		2.94	
Wash Loss (#200/75um)	1.3	1.0	1.2
Total Moisture	3.41	3.07	2.94

Aggregate Optimization Chart

Production Gradation Report

PLANT #: **P-103**

Sample Date: 9/8/25

Concrete Grade: DM, 4500HP

Contractor: _____

Dates Test Represents: 9/9/2025 through 9/15/2025

MDOT No.: _____

Agg. Class	Pit #	Source	Weight (SSD)	ft ³	Specific Gravity	% Contribution
6AA	58-003	Stoneco	1550	9.23	2.69	52.5
26A	58-003	Stoneco	250	1.49	2.69	8.5
2NS	63-114	Highland	1150	6.95	2.65	39.0
Total Wt			2950	17.68		100.0

<----- Verify this number is 100%



Superior Materials, LLC
 30701 W. 10 Mile Rd.
 Suite 500
 Farmington Hills, MI 48336

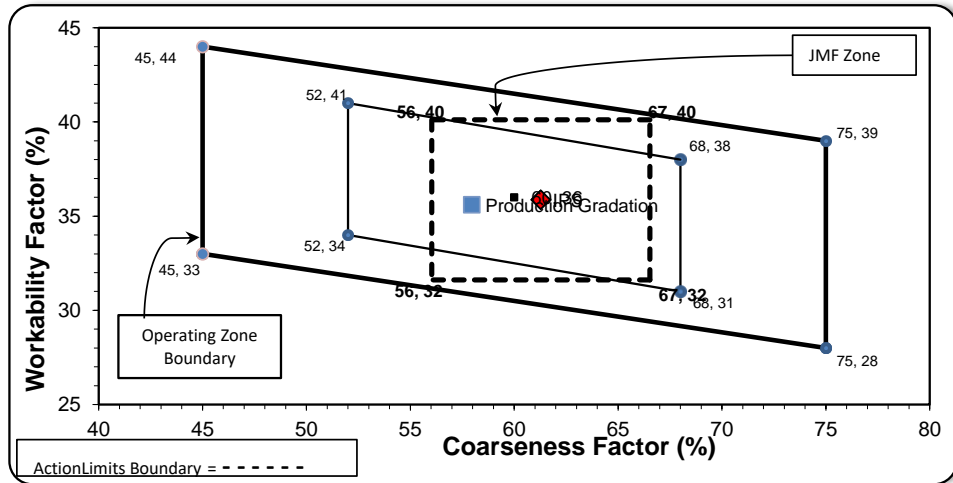
Sieve	6AA	26A	2NS	Cumulative % Passing	% Retained	Cumulative % Retained
2"	100.0	100.0	100.0	100.0	0.0	0.0
1.5"	100.0	100.0	100.0	100.0	0.0	0.0
1"	100.0	100.0	100.0	100.0	0.0	0.0
3/4"	88.3	100.0	100.0	93.9	6.1	6.1
1/2"	48.6	99.0	100.0	72.9	20.9	27.1
3/8"	27.9	89.6	100.0	61.2	11.7	38.8
#4	4.8	16.1	98.5	42.3	19.0	57.7
#8	2.2	3.1	81.3	33.1	9.2	66.9
#16	1.7	1.7	62.4	25.4	7.7	74.6
#30	1.5	1.5	42.3	17.4	8.0	82.6
#50	1.4	1.5	19.4	8.4	9.0	91.6
#100	1.3	1.4	3.9	2.3	6.1	97.7
LBW	1.2	1.3	0.6	1.0	1.3	99.0

*Maximum % Retained must be above the 3/8" sieve.
 *Any two adjacent sieves must equal 10% except max., nom. max., #100 and #200 sieves.
 *% Retained must be at least 4% for each sieve except max., nom. max., #100 and #200 sieves.
 *% Retained must be at least 4% for the 3/4" sieve when a 1.5" max. size (nom. Max. 1.0") aggregate is used.

Production Gradation Batch Plant Gradations Aggregate Supplier Gradations Adjusted WF Initial Production Sample (IPS)

Coarseness Factor:	58	Workability Factor:	33	Adjusted WF	35.6
---------------------------	-----------	----------------------------	-----------	--------------------	-------------

Coarseness Factor:	61		
Workability Factor:	36		
Sieve	Cumulative % Passing	% Retained	Cumulative % Retained
2"	100.0	0.0	0.0
1.5"	100.0	0.0	0.0
1"	99.3	0.7	0.7
3/4"	89.2	10.1	10.8
1/2"	70.7	18.5	29.3
3/8"	60.7	10.0	39.3
#4	44.4	16.3	55.6
#8	35.9	8.5	64.1
#16	27.3	8.6	72.7
#30	19.1	8.2	80.9
#50	7.4	11.7	92.6
#100	1.9	5.6	98.1
LBW	0.7	1.2	99.3



PREPARED BY:
 SM, LLC Technical Service

Approved BY:



Daily Summary Report

Date Monday, September 8, 2025

Sample Id	-674893217	-674890437	-1989645165
Plant	S103 Superior Brighton	S103 Superior Brighton	S103 Superior Brighton
Product	1022 2NS GR	1067 26A Mod LS	1051 6AA LS
Specification	2NS GR Spec	26A Mod LS Spec	6AA LS
Sample Type	QA	QA	QA
2" (50mm)		100.0	100.0
1 1/2" (37.5mm)		100.0	100.0
1" (25mm)		100.0	100.0
3/4" (19mm)		100.0	88.3
1/2" (12.5mm)		99.0	48.6
3/8" (9.5mm)	100.0	89.6	27.9
#4 (4.75mm)	98.5	16.1	4.8
#8 (2.36mm)	81.3	3.1	2.2
#16 (1.18mm)	62.4	1.7	1.7
#30 (.6mm)	42.3	1.5	1.5
#50 (.3mm)	19.4	1.5	1.4
#100 (.15mm)	3.9	1.4	1.3
#200 (75µm)	0.6	1.4	1.25
Pan	0.0	0.0	0.00
FM	2.92		
Wash Loss (#200/75um)	0.6	1.3	1.2
Total Moisture	2.42	1.91	3.37

Aggregate Optimization Chart

PLANT #: p11

Contractor: _____

Sample Date: 9/8/25

Concrete Grade: DM, 4500HP

Dates Test Represents: 9/9/2025 through 9/15/2025

MDOT No.: _____

Agg. Class	Pit #	Source	Weight (SSD)	ft ³	Specific Gravity	% Contribution
6AA	71-47	Presque Isle	1355	8.29	2.62	46.6
26A	71-47	Presque Isle	400	2.45	2.62	13.8
2NS	63-115	Ray Rd	1150	6.95	2.65	39.6
Total Wt			2905	17.69		100.0

<----- Verify this number is 100%



Superior Materials, LLC
 30701 W. 10 Mile Rd.
 Suite 500
 Farmington Hills, MI 48336

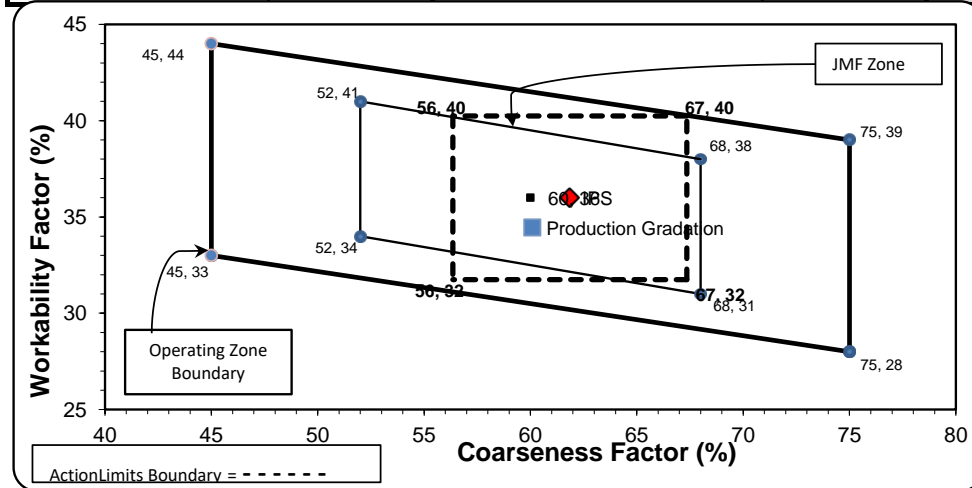
Sieve	6AA	26A	2NS	Cumulative % Passing	% Retained	Cumulative % Retained
2"	100.0	100.0	100.0	100.0	0.0	0.0
1.5"	100.0	100.0	100.0	100.0	0.0	0.0
1"	98.9	100.0	100.0	99.5	0.5	0.5
3/4"	82.9	100.0	100.0	92.0	7.5	8.0
1/2"	35.6	97.9	100.0	69.7	22.4	30.3
3/8"	17.1	83.9	100.0	59.1	10.6	40.9
#4	2.7	19.3	96.5	42.1	17.0	57.9
#8	1.8	7.5	76.0	32.0	10.2	68.0
#16	1.6	4.3	59.1	24.7	7.2	75.3
#30	1.6	3.6	46.3	19.6	5.2	80.4
#50	1.5	3.3	28.8	12.6	7.0	87.4
#100	1.5	3.1	9.4	4.8	7.7	95.2
LBW	1.3	2.8	1.3	1.5	3.3	98.5

*Maximum % Retained must be above the 3/8" sieve.
 *Any two adjacent sieves must equal 10% except max., nom. max., #100 and #200 sieves.
 *% Retained must be at least 4% for each sieve except max., nom. max., #100 and #200 sieves.
 *% Retained must be at least 4% for the 3/4" sieve when a 1.5" max. size (nom. Max. 1.0") aggregate is used.

Production Gradation Batch Plant Gradations Aggregate Supplier Gradations

Adjusted WF Initial Production Sample (IPS)

Coarseness Factor: 60	Workability Factor: 32	Adjusted WF 34.5	Coarseness Factor: 62
------------------------------	-------------------------------	-------------------------	------------------------------



Sieve	Cumulative % Passing	% Retained	Cumulative % Retained
2"	100.0	0.0	0.0
1.5"	100.0	0.0	0.0
1"	100.0	0.0	0.0
3/4"	95.0	5.0	5.0
1/2"	72.3	22.8	27.7
3/8"	60.4	11.8	39.6
#4	42.6	17.8	57.4
#8	36.0	6.6	64.0
#16	29.5	6.5	70.5
#30	20.3	9.2	79.7
#50	9.5	10.8	90.5
#100	3.4	6.1	96.6
LBW	1.3	2.1	98.7

PREPARED BY:
 SM, LLC Technical Service

Approved By:

Daily Summary Report

Date Monday, September 8, 2025

Sample Id	-674919048	-674926642	-674984401	-674935621	-1083572447
Plant	S000 Superior Onsite	S000 Superior Onsite	S000 Superior Onsite	S000 Superior Onsite	S000 Superior Onsite
Product	7919 COARSE AGG P1M LS	7920 INTERMED AGG P1M LS	1051 6AA LS	1022 2NS GR	1067 26A Mod LS
Specification	Coarse Agg P1M LS Target	Intermed Agg P1M LS Target		2NS GR Spec	26A Mod LS Spec
Sample Type	QA	QA	QA	QA	QA
2" (50mm)	100.0	100.0	100.0		100.0
1 1/2" (37.5mm)	90.9	100.0	100.0		100.0
1" (25mm)	38.3	100.0	98.9		100.0
3/4" (19mm)	8.2	97.2	82.9		100.0
1/2" (12.5mm)	1.5	74.7	35.6		97.9
3/8" (9.5mm)	1.3	47.0	17.1	100.0	83.9
#4 (4.75mm)	1.2	8.4	2.7	96.5	19.3
#8 (2.36mm)	1.2	3.8	1.8	76.0	7.5
#16 (1.18mm)	1.2	2.9	1.6	59.1	4.3
#30 (.6mm)	1.2	2.6	1.6	46.3	3.6
#50 (.3mm)	1.2	2.5	1.5	28.8	3.3
#100 (.15mm)	1.1	2.5	1.5	9.4	3.1
#200 (75µm)	1.0	2.3	1.35	1.6	2.9
Pan	0.0	0.0	0.00	0.0	0.0
FM				2.84	
-#200 (75um)				1.6	
Wash Loss (#200/75um)	0.9	2.3	1.3	1.3	2.8
Total Moisture	0.3	1.9	0.3	4.1	2.4

Aggregate Optimization Chart

Production Gradation Report

PLANT #: P-02

Sample Date: 9/8/25

Concrete Grade: **DM, 4500HP**

Contractor: _____

Dates Test Represents: 9/9/2025 through 9/15/2025

MDOT No.: _____

Agg. Class	Pit #	Source	Weight (SSD)	ft ³	Specific Gravity	% Contribution
6AA	71-47	Presque Isle	1355	8.29	2.62	46.6
26A	71-47	Presque Isle	400	2.45	2.62	13.8
2NS	63-115	Ray Rd	1150	6.95	2.65	39.6
Total Wt			2905	17.69		100.0

<----- Verify this number is 100%



Superior Materials, LLC
 30701 W. 10 Mile Rd.
 Suite 500
 Farmington Hills, MI 48336

Sieve	6AA	26A	2NS	Cumulative % Passing	% Retained	Cumulative % Retained
2"	100.0	100.0	100.0	100.0	0.0	0.0
1.5"	100.0	100.0	100.0	100.0	0.0	0.0
1"	96.4	100.0	100.0	98.3	1.7	1.7
3/4"	84.8	100.0	100.0	92.9	5.4	7.1
1/2"	45.2	99.5	100.0	74.4	18.5	25.6
3/8"	21.7	86.4	100.0	61.6	12.8	38.4
#4	4.1	20.5	96.0	42.7	18.9	57.3
#8	2.9	6.5	78.6	33.4	9.4	66.6
#16	2.5	3.5	60.4	25.6	7.8	74.4
#30	2.4	2.8	44.8	19.2	6.3	80.8
#50	2.3	2.6	24.5	11.1	8.1	88.9
#100	2.2	2.5	6.5	3.9	7.2	96.1
LBW	1.9	2.3	0.2	1.3	2.7	98.7

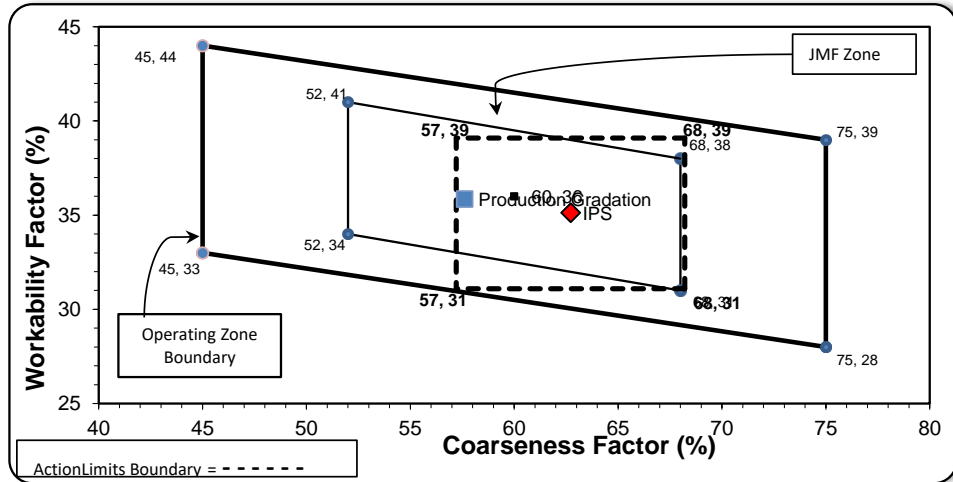
*Maximum % Retained must be above the 3/8" sieve.
 *Any two adjacent sieves must equal 10% except max., nom. max., #100 and #200 sieves.
 *% Retained must be at least 4% for each sieve except max., nom. max., #100 and #200 sieves.
 *% Retained must be at least 4% for the 3/4" sieve when a 1.5" max. size (nom. Max. 1.0") aggregate is used.

Production Gradation Batch Plant Gradations Aggregate Supplier Gradations Adjusted WF Initial Production Sample (IPS)

Coarseness Factor: 58	Workability Factor: 33	Adjusted WF: 35.9
------------------------------	-------------------------------	--------------------------

Coarseness Factor: 63

Workability Factor: 35



Sieve	Cumulative % Passing	% Retained	Cumulative % Retained
2"	100.0	0.0	0.0
1.5"	100.0	0.0	0.0
1"	100.0	0.0	0.0
3/4"	95.1	4.9	4.9
1/2"	74.6	20.5	25.4
3/8"	59.3	15.3	40.7
#4	42.1	17.2	57.9
#8	35.1	7.1	64.9
#16	29.2	5.9	70.8
#30	21.9	7.3	78.1
#50	9.6	12.4	90.4
#100	2.4	7.2	97.6
LBW	0.9	1.5	99.1

PREPARED BY:
 SM, LLC Technical Service

Approved By:



Daily Summary Report

Date Tuesday, September 9, 2025

Sample Id	-367923408	-1989640767	-674949997
Plant	S20 Superior Flint	S20 Superior Flint	S20 Superior Flint
Product	1054 6AA LS PI	1067 26A Mod LS	1022 2NS GR
Specification	6AA LS	26A Mod LS Spec	2NS GR Spec
Sample Type	QA	QA	QA

2" (50mm)	100.0	100.0	
1 1/2" (37.5mm)	100.0	100.0	
1" (25mm)	96.4	100.0	
3/4" (19mm)	84.8	100.0	
1/2" (12.5mm)	45.2	99.5	
3/8" (9.5mm)	21.7	86.4	100.0
#4 (4.75mm)	4.1	20.5	96.0
#8 (2.36mm)	2.9	6.5	78.6
#16 (1.18mm)	2.5	3.5	60.4
#30 (.6mm)	2.4	2.8	44.8
#50 (.3mm)	2.3	2.6	24.5
#100 (.15mm)	2.2	2.5	6.5
#200 (75µm)	2.03	2.3	0.5
Pan	0.00	0.0	0.0
FM			2.89
Wash Loss (#200/75um)	1.9	2.3	0.2
Total Moisture	2.80	3.59	4.98