

Aggregate Optimization Chart

Production Gradation Report

PLANT #: P11

Sample Date: 8/19/24

Dates Test Represents: 8/20/2024 through 8/26/2024

Concrete Grade: S2M, 3500HP

Contractor: _____


MDOT No.: _____

Aggr. Class	Pit #	Source	Weight (SSD)	ft ³	Specific Gravity	Contribution %
6AA	71-47	Presque Isle	1550	9.48	2.62	50.8
26A	71-47	Presque Isle	270	1.65	2.62	8.9
2NS	63-115	Ray Rd	1230	7.44	2.65	40.3
Total Wt			3050	18.57		100.0

<----- Verify this number is 100%

Sieve	6AA	26A	2NS	Cumulative % Passing	% Retained	Cumulative % Retained
2"	100.0	100.0	100.0	100.0	0.0	0.0
1.5"	100.0	100.0	100.0	100.0	0.0	0.0
1"	91.9	100.0	100.0	95.9	4.1	4.1
3/4"	60.1	100.0	100.0	79.7	16.2	20.3
1/2"	23.1	95.2	100.0	60.5	19.2	39.5
3/8"	13.0	72.5	100.0	53.4	7.1	46.6
#4	3.3	12.6	95.4	41.3	12.1	58.7
#8	2.3	3.6	79.3	33.5	7.8	66.5
#16	2.1	2.5	64.7	27.4	6.1	72.6
#30	1.9	2.2	49.6	21.2	6.2	78.8
#50	1.8	2.1	26.4	11.7	9.4	88.3
#100	1.7	1.9	6.9	3.8	7.9	96.2
LBW	1.4	1.7	1.0	1.3	2.5	98.7

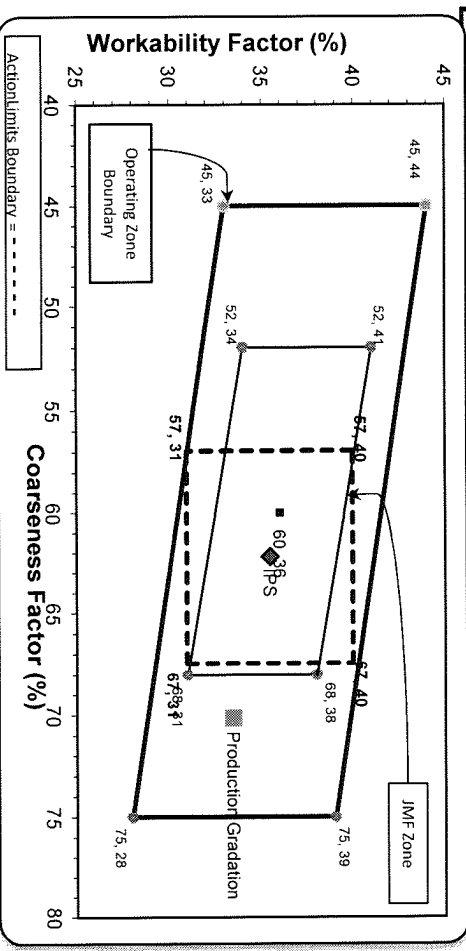
*Maximum % Retained must be above the 3/8" sieve.
 *Any two adjacent sieves must equal 10% except max.
 nom. max. #100 and #200 sieves.
 *% Retained must be at least 4% for each sieve except max.
 nom. max. #100 and #200 sieves.
 *% Retained must be at least 4% for the 3/4" sieve when
 a 1.5" max. size (nom. Max. 1.0") aggregate is used.



Superior Materials, LLC
 30701 W. 10 Mile Rd.
 Suite 500
 Farmington Hills, MI 48336

Production Gradation Batch Plant Gradations Aggregate Supplier Gradations

Coarseness Factor: **70** Workability Factor: **33**




Initial Production Sample (IPS)

Sieve	Coarseness Factor:	Workability Factor:	% Retained	Cumulative % Retained
2"	62	35	0.0	0.0
1.5"			0.0	0.0
1"			0.0	0.0
3/4"			6.0	6.0
1/2"			23.7	29.8
3/8"			10.4	40.1
#4			17.2	57.3
#8			7.2	64.5
#16			7.0	71.6
#30			9.2	80.8
#50			10.3	91.1
#100			5.9	96.9
LBW			1.7	98.6

PREPARED BY:
 SM, LLC Technical Service

Approved By: _____



Daily Summary Report

Date Wednesday, August 21, 2024

Sample Id	Plant	Product	Specification	Sample Type	Time
-1989658289		7920 INTERMED AGG P1M LS	Intermed Agg P1M LS Target	QA	13:39
- 674955789		1067 26A Mod LS	26A Mod LS Spec	QA	13:43
-1989663003		1051 6AA LS	6AA LS	QA	13:47
-198966318		7919 COARSE AGG P1M LS	Coarse Agg P1M LS Target	QA	13:49
-1989655370		1022 ZNS GR	ZNS GR Spec	QA	13:55
2"	(50mm)	100.0	100.0		
1 1/2"	(37.5mm)	100.0	100.0		
1"	(25mm)	100.0	100.0		
3/4"	(19mm)	97.1	100.0		
1/2"	(12.5mm)	64.9	95.2		
3/8"	(9.5mm)	36.4	72.5		
#4	(4.75mm)	4.2	12.6		
#8	(2.36mm)	2.1	3.6		
#16	(1.18mm)	1.7	2.5		
#30	(6mm)	1.6	2.2		
#50	(3mm)	1.6	2.1		
#100	(.15mm)	1.5	1.9		
#200	(75µm)	1.4	1.8		
Pan		0.0	0.0		
FM					
Wash Loss (#200/75µm)		1.3	1.7		
Total Moisture		2.86	1.57		