

Aggregate Optimization Chart

PLANT #: **P-102**

Sample Date: 11/25/24

Concrete Grade: **S2M, 3500HP**

Dates Test Represents: 11/26/2024 through 12/2/2024

Contractor: _____

MDOT No.: _____

Agg. Class	Pit #	Source	Weight (SSD)	ft ³	Specific Gravity	% Contribution
6AA	58-003	Stoneco	1550	9.23	2.69	50.0
26A	58-003	Stoneco	350	2.09	2.69	11.3
2NS	63-114	Highland	1200	7.26	2.65	38.7
Total Wt			3100	18.58		100.0

<----- Verify this number is 100%



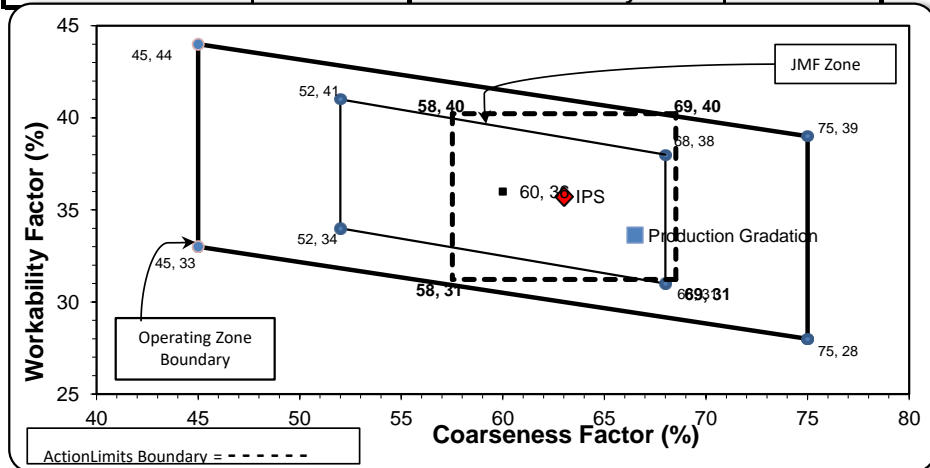
Superior Materials, LLC
 30701 W. 10 Mile Rd.
 Suite 500
 Farmington Hills, MI 48336

Sieve	6AA	26A	2NS	Cumulative % Passing	% Retained	Cumulative % Retained
2"	100.0	100.0	100.0	100.0	0.0	0.0
1.5"	100.0	100.0	100.0	100.0	0.0	0.0
1"	100.0	100.0	100.0	100.0	0.0	0.0
3/4"	76.4	100.0	100.0	88.2	11.8	11.8
1/2"	31.8	100.0	100.0	65.9	22.3	34.1
3/8"	14.4	88.2	100.0	55.9	10.0	44.1
#4	1.7	10.6	99.1	40.4	15.5	59.6
#8	1.0	2.4	84.9	33.6	6.8	66.4
#16	1.0	1.6	65.8	26.2	7.5	73.8
#30	0.9	1.2	44.5	17.8	8.3	82.2
#50	0.9	1.2	21.4	8.9	8.9	91.1
#100	0.8	1.1	4.4	2.2	6.6	97.8
LBW	0.6	1.0	0.2	0.5	1.7	99.5

*Maximum % Retained must be above the 3/8" sieve.
 *Any two adjacent sieves must equal 10% except max., nom. max., #100 and #200 sieves.
 *% Retained must be at least 4% for each sieve except max., nom. max., #100 and #200 sieves.
 *% Retained must be at least 4% for the 3/4" sieve when a 1.5" max. size (nom. Max. 1.0") aggregate is used.

Production Gradation Batch Plant Gradations Aggregate Supplier Gradations

Coarseness Factor:	66	Workability Factor:	34
---------------------------	-----------	----------------------------	-----------



Initial Production Sample (IPS)

Coarseness Factor:	63		
Workability Factor:	36		
Sieve	Cumulative % Passing	% Retained	Cumulative % Retained
2"	100.0	0.0	0.0
1.5"	100.0	0.0	0.0
1"	99.2	0.8	0.8
3/4"	90.9	8.3	9.1
1/2"	71.3	19.6	28.7
3/8"	59.5	11.8	40.5
#4	43.8	15.7	56.2
#8	35.7	8.1	64.3
#16	27.0	8.7	73.0
#30	18.6	8.4	81.4
#50	6.8	11.8	93.2
#100	1.4	5.4	98.6
LBW	0.6	0.8	99.4

PREPARED BY:
 SM, LLC Technical Service

Approved By:

Aggregate Optimization Chart

PLANT #: **P-103**

Sample Date: 11/25/24

Concrete Grade: **S2M, 3500HP**

Dates Test Represents: 11/26/2024 through 12/2/2024

Contractor: _____

MDOT No.: _____

Agg. Class	Pit #	Source	Weight (SSD)	ft ³	Specific Gravity	% Contribution
6AA	58-003	Stoneco	1550	9.23	2.69	50.0
26A	58-003	Stoneco	350	2.09	2.69	11.3
2NS	63-114	Highland	1200	7.26	2.65	38.7
Total Wt			3100	18.58		100.0

<----- Verify this number is 100%



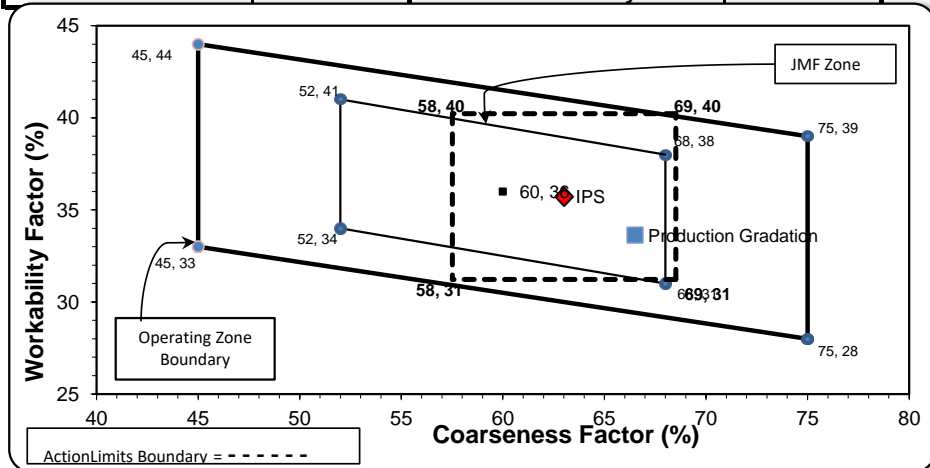
Superior Materials, LLC
 30701 W. 10 Mile Rd.
 Suite 500
 Farmington Hills, MI 48336

Sieve	6AA	26A	2NS	Cumulative % Passing	% Retained	Cumulative % Retained
2"	100.0	100.0	100.0	100.0	0.0	0.0
1.5"	100.0	100.0	100.0	100.0	0.0	0.0
1"	100.0	100.0	100.0	100.0	0.0	0.0
3/4"	76.4	100.0	100.0	88.2	11.8	11.8
1/2"	31.8	100.0	100.0	65.9	22.3	34.1
3/8"	14.4	88.2	100.0	55.9	10.0	44.1
#4	1.7	10.6	99.1	40.4	15.5	59.6
#8	1.0	2.4	84.9	33.6	6.8	66.4
#16	1.0	1.6	65.8	26.2	7.5	73.8
#30	0.9	1.2	44.5	17.8	8.3	82.2
#50	0.9	1.2	21.4	8.9	8.9	91.1
#100	0.8	1.1	4.4	2.2	6.6	97.8
LBW	0.6	1.0	0.2	0.5	1.7	99.5

*Maximum % Retained must be above the 3/8" sieve.
 *Any two adjacent sieves must equal 10% except max., nom. max., #100 and #200 sieves.
 *% Retained must be at least 4% for each sieve except max., nom. max., #100 and #200 sieves.
 *% Retained must be at least 4% for the 3/4" sieve when a 1.5" max. size (nom. Max. 1.0") aggregate is used.

Production Gradation Batch Plant Gradations Aggregate Supplier Gradations

Coarseness Factor:	66	Workability Factor:	34
---------------------------	-----------	----------------------------	-----------



Initial Production Sample (IPS)

Coarseness Factor:	63
Workability Factor:	36

Sieve	Cumulative % Passing	% Retained	Cumulative % Retained
2"	100.0	0.0	0.0
1.5"	100.0	0.0	0.0
1"	99.2	0.8	0.8
3/4"	90.9	8.3	9.1
1/2"	71.3	19.6	28.7
3/8"	59.5	11.8	40.5
#4	43.8	15.7	56.2
#8	35.7	8.1	64.3
#16	27.0	8.7	73.0
#30	18.6	8.4	81.4
#50	6.8	11.8	93.2
#100	1.4	5.4	98.6
LBW	0.6	0.8	99.4

PREPARED BY:
 SM, LLC Technical Service

Approved BY:

Aggregate Optimization Chart

PLANT #: 12

Sample Date: 11/25/24

Concrete Grade: **S2M, 3500HP**

Dates Test Represents: 11/26/2024 through 12/2/2024

Contractor: _____

MDOT No.: _____

Agg. Class	Pit #	Source	Weight (SSD)	ft ³	Specific Gravity	% Contribution
6AA	71-47	Presque Isle	1670	10.21	2.62	54.8
26A	71-47	Presque Isle	150	0.92	2.62	4.9
2NS	63-115	Ray Rd	1230	7.44	2.65	40.3
Total Wt			3050	18.57		100.0

<---- Verify this number is 100%



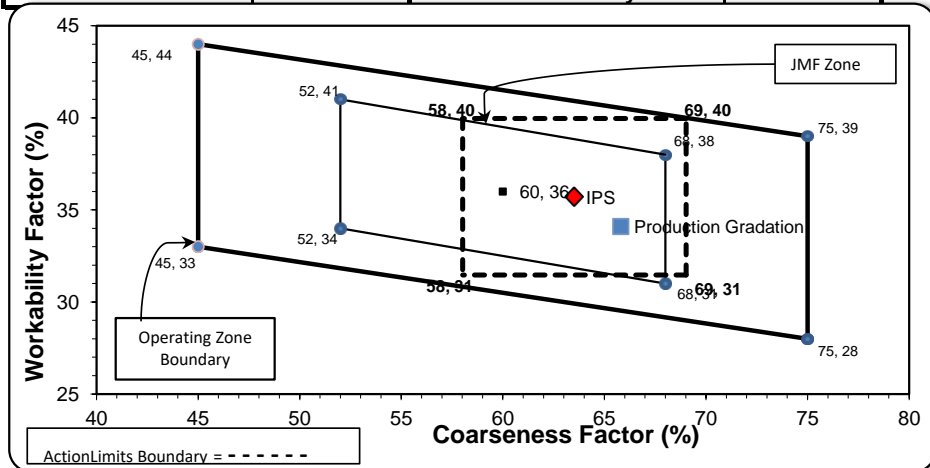
Superior Materials, LLC
 30701 W. 10 Mile Rd.
 Suite 500
 Farmington Hills, MI 48336

Sieve	6AA	26A	2NS	Cumulative % Passing	% Retained	Cumulative % Retained
2"	100.0	100.0	100.0	100.0	0.0	0.0
1.5"	100.0	100.0	100.0	100.0	0.0	0.0
1"	98.2	100.0	100.0	99.0	1.0	1.0
3/4"	79.3	100.0	100.0	88.7	10.3	11.3
1/2"	43.2	95.5	100.0	68.7	20.0	31.3
3/8"	22.3	83.3	100.0	56.6	12.0	43.4
#4	5.4	19.1	98.1	43.5	13.2	56.5
#8	2.6	5.2	80.4	34.1	9.4	65.9
#16	2.1	3.1	62.6	26.5	7.6	73.5
#30	2.1	2.9	46.2	19.9	6.6	80.1
#50	2.0	2.7	24.2	11.0	8.9	89.0
#100	2.0	2.6	5.6	3.5	7.5	96.5
LBW	1.7	2.4	0.8	1.4	2.1	98.6

*Maximum % Retained must be above the 3/8" sieve.
 *Any two adjacent sieves must equal 10% except max., nom. max., #100 and #200 sieves.
 *% Retained must be at least 4% for each sieve except max., nom. max., #100 and #200 sieves.
 *% Retained must be at least 4% for the 3/4" sieve when a 1.5" max. size (nom. Max. 1.0") aggregate is used.

Production Gradation Batch Plant Gradations Aggregate Supplier Gradations

Coarseness Factor:	66	Workability Factor:	34
---------------------------	-----------	----------------------------	-----------



Initial Production Sample (IPS)

Coarseness Factor:	64
Workability Factor:	36

Sieve	Cumulative % Passing	% Retained	Cumulative % Retained
2"	100.0	0.0	0.0
1.5"	100.0	0.0	0.0
1"	99.2	0.8	0.8
3/4"	90.9	8.3	9.1
1/2"	71.3	19.6	28.7
3/8"	59.2	12.1	40.8
#4	41.5	17.7	58.5
#8	35.7	5.8	64.3
#16	27.9	7.9	72.1
#30	18.3	9.5	81.7
#50	7.3	11.0	92.7
#100	2.0	5.3	98.0
LBW	0.9	1.1	99.1

PREPARED BY:
 SM, LLC Technical Service

Approved By:

Aggregate Optimization Chart

PLANT #: p11

Sample Date: 11/25/24

Concrete Grade: **S2M, 3500HP**

Dates Test Represents: 11/26/2024 through 12/2/2024

Contractor: _____

MDOT No.: _____

Agg. Class	Pit #	Source	Weight (SSD)	ft ³	Specific Gravity	% Contribution
6AA	71-47	Presque Isle	1670	10.21	2.62	54.8
26A	71-47	Presque Isle	150	0.92	2.62	4.9
2NS	63-115	Ray Rd	1230	7.44	2.65	40.3
Total Wt			3050	18.57		100.0

<----- Verify this number is 100%



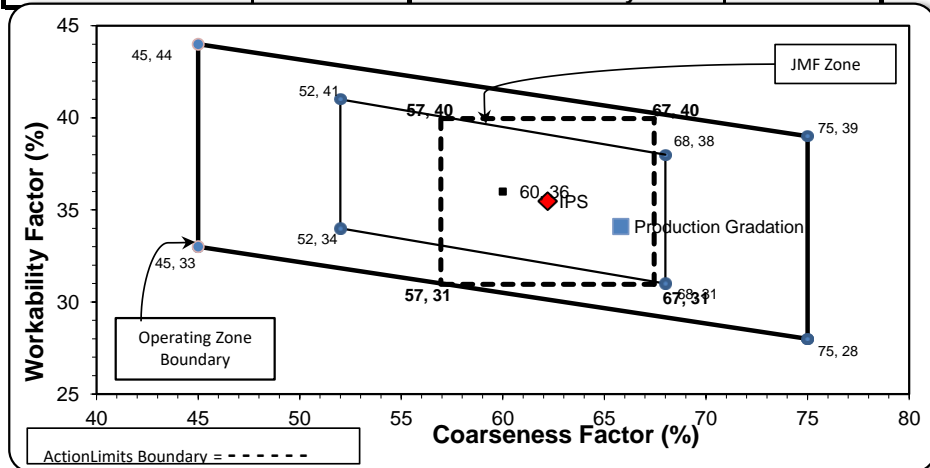
Superior Materials, LLC
 30701 W. 10 Mile Rd.
 Suite 500
 Farmington Hills, MI 48336

Sieve	6AA	26A	2NS	Cumulative % Passing	% Retained	Cumulative % Retained
2"	100.0	100.0	100.0	100.0	0.0	0.0
1.5"	100.0	100.0	100.0	100.0	0.0	0.0
1"	98.2	100.0	100.0	99.0	1.0	1.0
3/4"	79.3	100.0	100.0	88.7	10.3	11.3
1/2"	43.2	95.5	100.0	68.7	20.0	31.3
3/8"	22.3	83.3	100.0	56.6	12.0	43.4
#4	5.4	19.1	98.1	43.5	13.2	56.5
#8	2.6	5.2	80.4	34.1	9.4	65.9
#16	2.1	3.1	62.6	26.5	7.6	73.5
#30	2.1	2.9	46.2	19.9	6.6	80.1
#50	2.0	2.7	24.2	11.0	8.9	89.0
#100	2.0	2.6	5.6	3.5	7.5	96.5
LBW	1.7	2.4	0.8	1.4	2.1	98.6

*Maximum % Retained must be above the 3/8" sieve.
 *Any two adjacent sieves must equal 10% except max., nom. max., #100 and #200 sieves.
 *% Retained must be at least 4% for each sieve except max., nom. max., #100 and #200 sieves.
 *% Retained must be at least 4% for the 3/4" sieve when a 1.5" max. size (nom. Max. 1.0") aggregate is used.

Production Gradation Batch Plant Gradations Aggregate Supplier Gradations

Coarseness Factor: 66 **Workability Factor:** 34



Initial Production Sample (IPS)

Coarseness Factor: 62
Workability Factor: 35

Sieve	Cumulative % Passing	% Retained	Cumulative % Retained
2"	100.0	0.0	0.0
1.5"	100.0	0.0	0.0
1"	100.0	0.0	0.0
3/4"	94.0	6.0	6.0
1/2"	70.2	23.7	29.8
3/8"	59.9	10.4	40.1
#4	42.7	17.2	57.3
#8	35.5	7.2	64.5
#16	28.4	7.0	71.6
#30	19.2	9.2	80.8
#50	8.9	10.3	91.1
#100	3.1	5.9	96.9
LBW	1.4	1.7	98.6

PREPARED BY:
 SM, LLC Technical Service

Approved By:

Aggregate Optimization Chart

PLANT #: **P-O2**

Sample Date: 11/25/24

Concrete Grade: **S2M, 3500HP**

Dates Test Represents: 11/26/2024 through 12/2/2024

Contractor: _____

MDOT No.: _____

Agg. Class	Pit #	Source	Weight (SSD)	ft ³	Specific Gravity	% Contribution
6AA	71-47	Presque Isle	1670	10.21	2.62	54.8
26A	71-47	Presque Isle	150	0.92	2.62	4.9
2NS	63-115	Ray Rd	1230	7.44	2.65	40.3
Total Wt			3050	18.57		100.0

<----- Verify this number is 100%



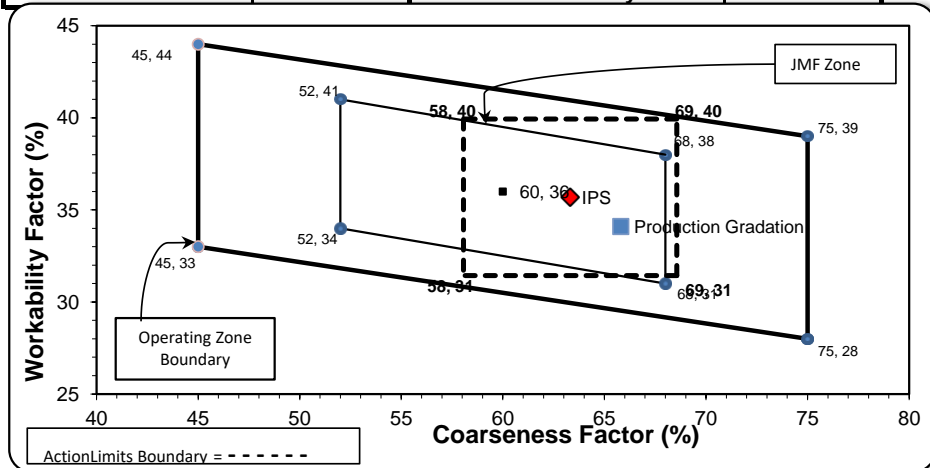
Superior Materials, LLC
 30701 W. 10 Mile Rd.
 Suite 500
 Farmington Hills, MI 48336

Sieve	6AA	26A	2NS	Cumulative % Passing	% Retained	Cumulative % Retained
2"	100.0	100.0	100.0	100.0	0.0	0.0
1.5"	100.0	100.0	100.0	100.0	0.0	0.0
1"	98.2	100.0	100.0	99.0	1.0	1.0
3/4"	79.3	100.0	100.0	88.7	10.3	11.3
1/2"	43.2	95.5	100.0	68.7	20.0	31.3
3/8"	22.3	83.3	100.0	56.6	12.0	43.4
#4	5.4	19.1	98.1	43.5	13.2	56.5
#8	2.6	5.2	80.4	34.1	9.4	65.9
#16	2.1	3.1	62.6	26.5	7.6	73.5
#30	2.1	2.9	46.2	19.9	6.6	80.1
#50	2.0	2.7	24.2	11.0	8.9	89.0
#100	2.0	2.6	5.6	3.5	7.5	96.5
LBW	1.7	2.4	0.8	1.4	2.1	98.6

*Maximum % Retained must be above the 3/8" sieve.
 *Any two adjacent sieves must equal 10% except max., nom. max., #100 and #200 sieves.
 *% Retained must be at least 4% for each sieve except max., nom. max., #100 and #200 sieves.
 *% Retained must be at least 4% for the 3/4" sieve when a 1.5" max. size (nom. Max. 1.0") aggregate is used.

Production Gradation Batch Plant Gradations Aggregate Supplier Gradations

Coarseness Factor: **66** **Workability Factor:** **34**



Initial Production Sample (IPS)

Coarseness Factor: **63**
Workability Factor: **36**

Sieve	Cumulative % Passing	% Retained	Cumulative % Retained
2"	100.0	0.0	0.0
1.5"	100.0	0.0	0.0
1"	100.0	0.0	0.0
3/4"	95.6	4.4	4.4
1/2"	73.1	22.6	26.9
3/8"	59.3	13.8	40.7
#4	42.8	16.5	57.2
#8	35.7	7.1	64.3
#16	28.9	6.8	71.1
#30	20.7	8.2	79.3
#50	9.9	10.8	90.1
#100	2.1	7.8	97.9
LBW	0.9	1.2	99.1

PREPARED BY:
 SM, LLC Technical Service

Approved By: