

Aggregate Optimization Chart

PLANT #: **P-20**

Sample Date: 6/28/21 Concrete Grade: **S2M**

Dates Test Represents: 6/29/2021 through 7/5/2021

Contractor: _____

MDOT No.: _____

Agg. Class	Pit #	Source	Weight (SSD)	ft ³	Specific Gravity	% Contribution
6AA	71-47	Presque Isle	1800	11.01	2.62	59.0
26A	71-47	Presque Isle	0	0.00	2.62	0.0
2NS	63-92	Grange Hall	1250	7.56	2.65	41.0
Total Wt			3050	18.57		100.0

<----- Verify this number is 100%

Sieve	6AA	26A	2NS	Cumulative % Passing	% Retained	Cumulative % Retained
2"	100.0	100.0	100.0	100.0	0.0	0.0
1.5"	100.0	100.0	100.0	100.0	0.0	0.0
1"	99.2	100.0	100.0	99.5	0.5	0.5
3/4"	90.8	100.0	100.0	94.6	5.0	5.4
1/2"	55.5	97.5	100.0	73.7	20.8	26.3
3/8"	35.6	91.5	100.0	62.0	11.7	38.0
#4	7.2	29.0	98.0	44.4	17.6	55.6
#8	3.1	7.9	85.0	36.7	7.7	63.3
#16	2.4	3.4	69.4	29.9	6.8	70.1
#30	2.2	2.4	49.2	21.5	8.4	78.5
#50	2.1	2.2	21.9	10.2	11.2	89.8
#100	2.0	2.0	3.1	2.5	7.8	97.5
LBW	1.8	1.8	0.7	1.3	1.1	98.7

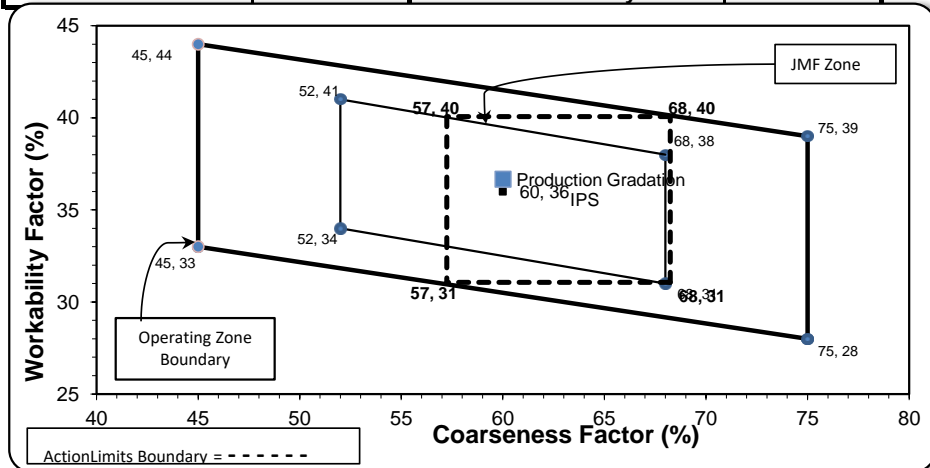
*Maximum % Retained must be above the 3/8" sieve.
 *Any two adjacent sieves must equal 10% except max., nom. max., #100 and #200 sieves.
 *% Retained must be at least 4% for each sieve except max., nom. max., #100 and #200 sieves.
 *% Retained must be at least 8% for the 1" sieve when a 2" max. size (nom. Max. 1.5") aggregate is used.



Superior Materials, LLC
 30701 W. 10 Mile Rd.
 Suite 500
 Farmington Hills, MI 48336

Production Gradation Batch Plant Gradations Aggregate Supplier Gradations

Coarseness Factor: **60** **Workability Factor:** **37**



Initial Production Sample (IPS)

Coarseness Factor: **63**
Workability Factor: **36**

Sieve	Cumulative % Passing	% Retained	Cumulative % Retained
2"	100.0	0.0	0.0
1.5"	100.0	0.0	0.0
1"	100.0	0.0	0.0
3/4"	93.3	6.7	6.7
1/2"	70.6	22.6	29.4
3/8"	59.6	11.0	40.4
#4	43.9	15.7	56.1
#8	35.6	8.4	64.4
#16	28.4	7.2	71.6
#30	19.4	9.0	80.6
#50	7.5	11.9	92.5
#100	0.9	6.6	99.1
LBW	0.9	0.1	99.1

PREPARED BY:
 SM, LLC Technical Service

Approved By:

Aggregate Optimization Chart

PLANT #: **P-32**

Sample Date: 6/28/21

Concrete Grade: **S2M**

Contractor: _____

Dates Test Represents: 6/29/2021 through 7/5/2021

MDOT No.: _____

Agg. Class	Pit #	Source	Weight (SSD)	ft ³	Specific Gravity	% Contribution
6AA	71-47	Presque Isle	1500	9.17	2.62	49.2
26A	71-47	Presque Isle	320	1.96	2.62	10.5
2NS	95-013	Smelter Bay	1230	7.44	2.65	40.3
Total Wt			3050	18.57		100.0

<----- Verify this number is 100%



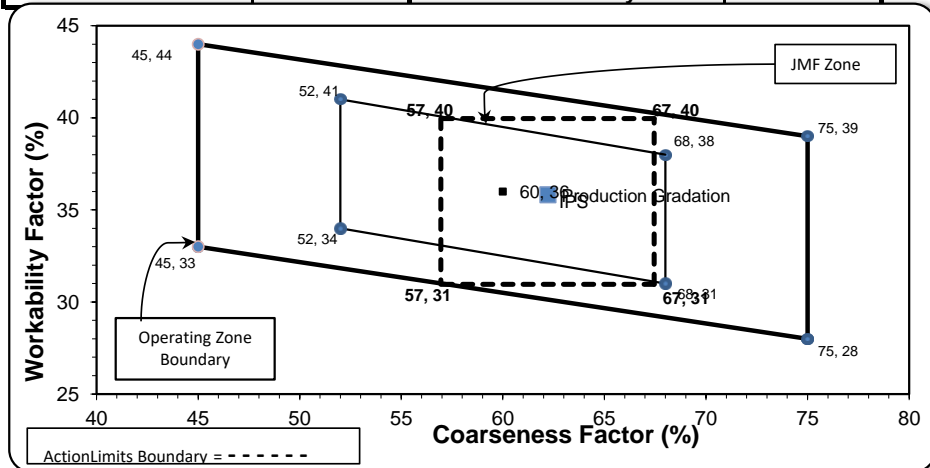
Superior Materials, LLC
 30701 W. 10 Mile Rd.
 Suite 500
 Farmington Hills, MI 48336

Sieve	6AA	26A	2NS	Cumulative % Passing	% Retained	Cumulative % Retained
2"	100.0	100.0	100.0	100.0	0.0	0.0
1.5"	100.0	100.0	100.0	100.0	0.0	0.0
1"	98.1	100.0	100.0	99.1	0.9	0.9
3/4"	84.9	100.0	100.0	92.6	6.5	7.4
1/2"	43.4	95.3	100.0	71.7	20.9	28.3
3/8"	21.7	86.4	100.0	60.1	11.6	39.9
#4	3.2	29.1	96.0	43.3	16.7	56.7
#8	1.9	9.6	84.0	35.8	7.5	64.2
#16	1.8	4.6	68.8	29.1	6.7	70.9
#30	1.7	3.5	49.4	21.1	8.0	78.9
#50	1.7	2.4	23.4	10.5	10.6	89.5
#100	1.6	2.1	6.2	3.5	7.0	96.5
LBW	1.3	1.7	1.4	1.4	2.1	98.6

*Maximum % Retained must be above the 3/8" sieve.
 *Any two adjacent sieves must equal 10% except max., nom. max., #100 and #200 sieves.
 *% Retained must be at least 4% for each sieve except max., nom. max., #100 and #200 sieves.
 *% Retained must be at least 8% for the 1" sieve when a 2" max. size (nom. Max. 1.5") aggregate is used.

Production Gradation Batch Plant Gradations Aggregate Supplier Gradations

Coarseness Factor:	62	Workability Factor:	36
---------------------------	-----------	----------------------------	-----------



Intial Production Sample (IPS)

Coarseness Factor:	62		
Workability Factor:	35		
Sieve	Cumulative % Passing	% Retained	Cumulative % Retained
2"	100.0	0.0	0.0
1.5"	100.0	0.0	0.0
1"	100.0	0.0	0.0
3/4"	94.0	6.0	6.0
1/2"	70.2	23.7	29.8
3/8"	59.9	10.4	40.1
#4	42.7	17.2	57.3
#8	35.5	7.2	64.5
#16	28.4	7.0	71.6
#30	19.2	9.2	80.8
#50	8.9	10.3	91.1
#100	3.1	5.9	96.9
LBW	1.4	1.7	98.6

PREPARED BY:
 SM, LLC Technical Service

Approved By:

Aggregate Optimization Chart

PLANT #: **P-35**

Sample Date: 6/28/21 Concrete Grade: **S2M**

Dates Test Represents: 6/29/2021 through 7/5/2021

Contractor: _____

MDOT No.: _____

Agg. Class	Pit #	Source	Weight (SSD)	ft ³	Specific Gravity	% Contribution
6AA	58-003	Stoneco	1625	9.68	2.69	52.4
26A	58-003	Stoneco	275	1.64	2.69	8.9
2NS	81-093	Burmeister	1200	7.26	2.65	38.7
Total Wt			3100	18.58		100.0

<----- Verify this number is 100%



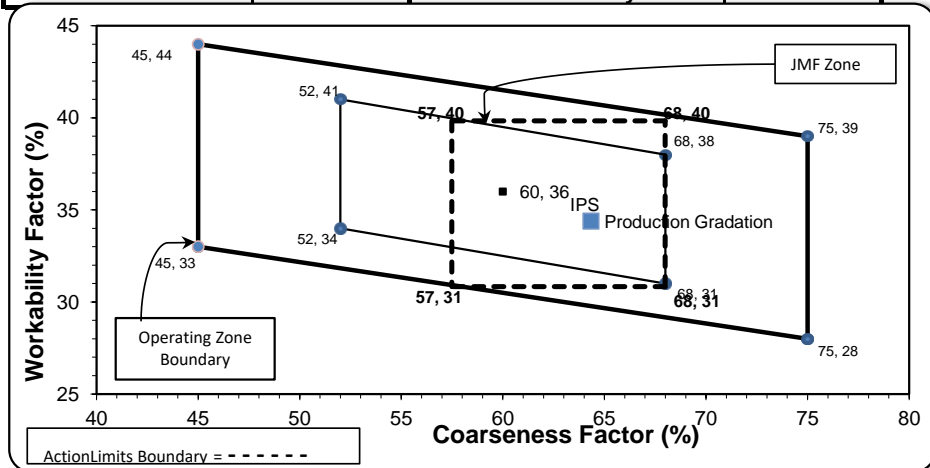
Superior Materials, LLC
 30701 W. 10 Mile Rd.
 Suite 500
 Farmington Hills, MI 48336

Sieve	6AA	26A	2NS	Cumulative % Passing	% Retained	Cumulative % Retained
2"	100.0	100.0	100.0	100.0	0.0	0.0
1.5"	100.0	100.0	100.0	100.0	0.0	0.0
1"	99.3	100.0	100.0	99.6	0.4	0.4
3/4"	76.5	100.0	100.0	87.7	12.0	12.3
1/2"	40.0	99.8	100.0	68.5	19.2	31.5
3/8"	21.2	89.8	100.0	57.8	10.7	42.2
#4	3.2	10.8	98.1	40.6	17.2	59.4
#8	1.0	3.0	86.8	34.4	6.2	65.6
#16	0.8	2.0	70.2	27.8	6.6	72.2
#30	0.5	1.6	49.5	19.6	8.2	80.4
#50	0.3	1.5	17.2	6.9	12.6	93.1
#100	0.3	1.4	2.8	1.4	5.6	98.6
LBW	0.3	1.2	0.9	0.6	0.8	99.4

*Maximum % Retained must be above the 3/8" sieve.
 *Any two adjacent sieves must equal 10% except max., nom. max., #100 and #200 sieves.
 *% Retained must be at least 4% for each sieve except max., nom. max., #100 and #200 sieves.
 *% Retained must be at least 8% for the 1" sieve when a 2" max. size (nom. Max. 1.5") aggregate is used.

Production Gradation Batch Plant Gradations Aggregate Supplier Gradations

Coarseness Factor:	64	Workability Factor:	34
---------------------------	-----------	----------------------------	-----------



Intial Production Sample (IPS)

Coarseness Factor:	63		
Workability Factor:	35		
Sieve	Cumulative % Passing	% Retained	Cumulative % Retained
2"	100.0	0.0	0.0
1.5"	100.0	0.0	0.0
1"	99.2	0.8	0.8
3/4"	90.9	8.3	9.1
1/2"	71.3	19.6	28.7
3/8"	59.4	11.9	40.6
#4	43.0	16.5	57.0
#8	35.3	7.6	64.7
#16	28.2	7.1	71.8
#30	21.6	6.6	78.4
#50	9.1	12.5	90.9
#100	1.7	7.4	98.3
LBW	1.1	0.6	98.9

PREPARED BY:
 SM, LLC Technical Service

Approved By:

Aggregate Optimization Chart

PLANT #: **P-02**

Sample Date: 6/28/21 Concrete Grade: **S2M**
 Dates Test Represents: 6/29/2021 through 7/5/2021

Contractor: _____

MDOT No.: _____

Agg. Class	Pit #	Source	Weight (SSD)	ft ³	Specific Gravity	% Contribution
6AA	71-47	Presque Isle	1500	9.17	2.62	49.2
26A	71-47	Presque Isle	300	1.83	2.62	9.8
2NS	63-115	Ray Rd	1250	7.56	2.65	41.0
Total Wt			3050	18.57		100.0

<----- Verify this number is 100%



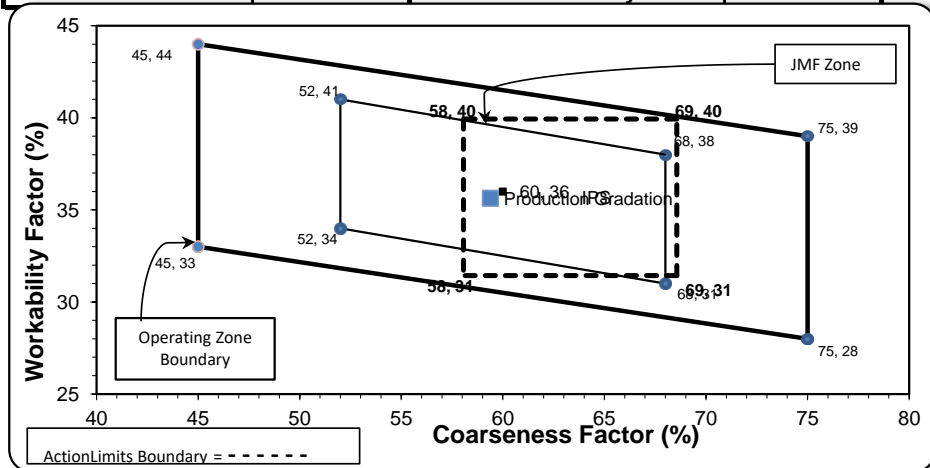
Superior Materials, LLC
 30701 W. 10 Mile Rd.
 Suite 500
 Farmington Hills, MI 48336

Sieve	6AA	26A	2NS	Cumulative % Passing	% Retained	Cumulative % Retained
2"	100.0	100.0	100.0	100.0	0.0	0.0
1.5"	100.0	100.0	100.0	100.0	0.0	0.0
1"	99.0	100.0	100.0	99.5	0.5	0.5
3/4"	84.1	100.0	100.0	92.2	7.3	7.8
1/2"	46.0	95.3	100.0	73.0	19.2	27.0
3/8"	25.0	86.4	100.0	61.8	11.2	38.2
#4	5.5	29.1	96.8	45.2	16.5	54.8
#8	3.2	9.6	80.8	35.6	9.6	64.4
#16	2.9	4.6	65.4	28.7	7.0	71.3
#30	2.6	3.5	48.5	21.5	7.2	78.5
#50	2.0	2.4	25.0	11.5	10.0	88.5
#100	1.8	2.1	5.9	3.5	8.0	96.5
LBW	1.5	1.7	0.9	1.3	2.2	98.7

*Maximum % Retained must be above the 3/8" sieve.
 *Any two adjacent sieves must equal 10% except max., nom. max., #100 and #200 sieves.
 *% Retained must be at least 4% for each sieve except max., nom. max., #100 and #200 sieves.
 *% Retained must be at least 8% for the 1" sieve when a 2" max. size (nom. Max. 1.5") aggregate is used.

Production Gradation Batch Plant Gradations Aggregate Supplier Gradations

Coarseness Factor: **59** **Workability Factor:** **36**



Initial Production Sample (IPS)

Coarseness Factor: **63**
Workability Factor: **36**

Sieve	Cumulative % Passing	% Retained	Cumulative % Retained
2"	100.0	0.0	0.0
1.5"	100.0	0.0	0.0
1"	100.0	0.0	0.0
3/4"	95.6	4.4	4.4
1/2"	73.1	22.6	26.9
3/8"	59.3	13.8	40.7
#4	42.8	16.5	57.2
#8	35.7	7.1	64.3
#16	28.9	6.8	71.1
#30	20.7	8.2	79.3
#50	9.9	10.8	90.1
#100	2.1	7.8	97.9
LBW	0.9	1.2	99.1

PREPARED BY:
 SM, LLC Technical Service

Approved By: